

Energy performance certificate (EPC)

STUDIO 1 TY NI
19 HIGH ST
BANGOR
LL57 1NP

Energy rating

D

Valid until 21 February 2031

Certificate number

2629-5000-0202-9529-5204

Property type

Ground-floor flat

Total floor area

27 square metres

Rules on letting this property

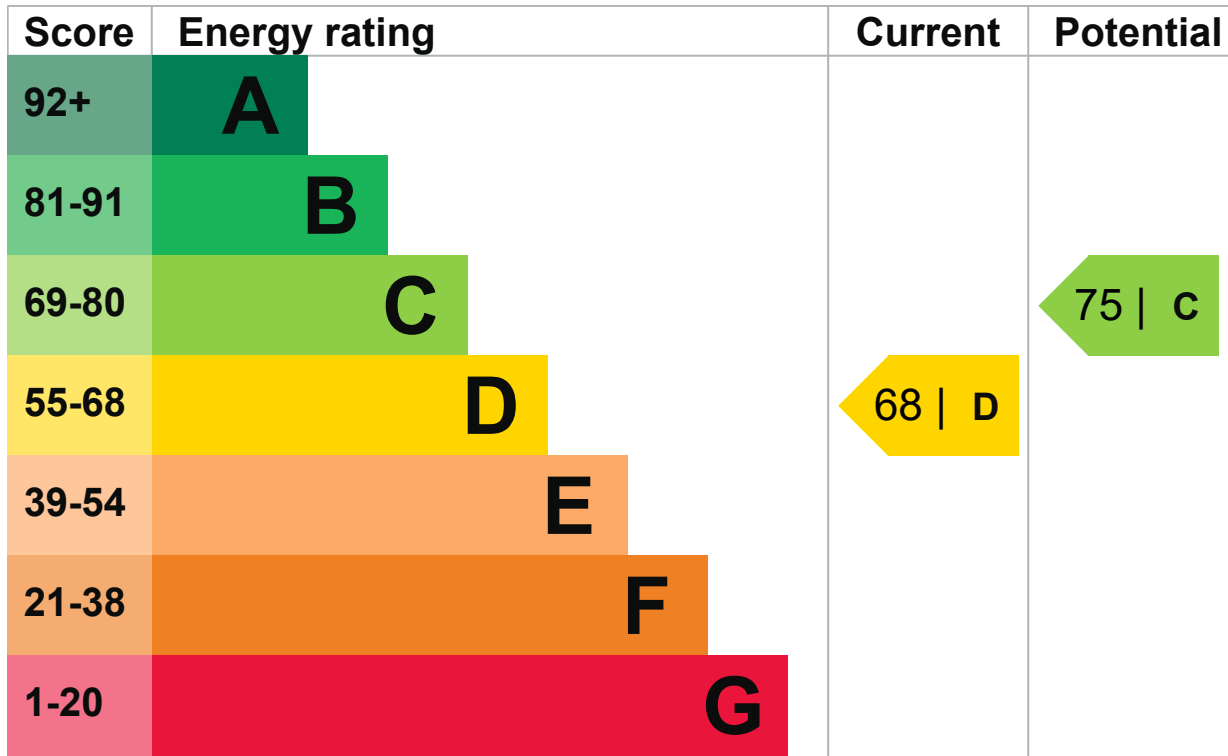
Properties can be rented if they have an energy rating from A to E.

If the property is rated F or G, it cannot be let, unless an exemption has been registered. You can read [guidance for landlords on the regulations and exemptions](https://www.gov.uk/guidance/domestic-private-rented-property-minimum-energy-efficiency-standard-landlord-guidance) (<https://www.gov.uk/guidance/domestic-private-rented-property-minimum-energy-efficiency-standard-landlord-guidance>).

Energy efficiency rating for this property

This property's current energy rating is D. It has the potential to be C.

[See how to improve this property's energy performance.](#)



The graph shows this property's current and potential energy efficiency.

Properties are given a rating from A (most efficient) to G (least efficient).

Properties are also given a score. The higher the number the lower your fuel bills are likely to be.

The average energy rating and score for a property in England and Wales are D (60).

Breakdown of property's energy performance

This section shows the energy performance for features of this property. The assessment does not consider the condition of a feature and how well it is working.

Each feature is assessed as one of the following:

- very good (most efficient)
- good
- average
- poor
- very poor (least efficient)

When the description says 'assumed', it means that the feature could not be inspected and an assumption has been made based on the property's age and type.

Feature	Description	Rating
Wall	Granite or whinstone, with internal insulation	Very good
Wall	Timber frame, with additional insulation	Good
Window	Fully double glazed	Good
Main heating	Room heaters, electric	Very poor
Main heating control	Programmer and appliance thermostats	Good

Feature	Description	Rating
Hot water	Electric instantaneous at point of use	Very poor
Lighting	Low energy lighting in all fixed outlets	Very good
Roof	(another dwelling above)	N/A
Floor	To unheated space, insulated	N/A
Secondary heating	None	N/A

Primary energy use

The primary energy use for this property per year is 316 kilowatt hours per square metre (kWh/m²).

► [What is primary energy use?](#)

Environmental impact of this property

One of the biggest contributors to climate change is carbon dioxide (CO₂). The energy used for heating, lighting and power in our homes produces over a quarter of the UK's CO₂ emissions.

An average household produces

6 tonnes of CO₂

This property produces

1.5 tonnes of CO₂

This property's potential production

1.5 tonnes of CO₂

By making the [recommended changes](#), you could reduce this property's CO₂ emissions by 0.0 tonnes per year. This will help to protect the environment.

Environmental impact ratings are based on assumptions about average occupancy and energy use. They may not reflect how energy is consumed by the people living at the property.

How to improve this property's energy performance

Making any of the recommended changes will improve this property's energy efficiency.

If you make all of the recommended changes, this will improve the property's energy rating and score from D (68) to C (75).

► [What is an energy rating?](#)



Recommendation 1: High heat retention storage heaters

High heat retention storage heaters

Typical installation cost

£400 - £600

Typical yearly saving

£133

Potential rating after carrying out recommendation 1

75 | C

Paying for energy improvements

[Find energy grants and ways to save energy in your home.](https://www.gov.uk/improve-energy-efficiency) (https://www.gov.uk/improve-energy-efficiency)

Estimated energy use and potential savings

Estimated yearly energy cost for this property

£528

Potential saving

£133

The estimated cost shows how much the average household would spend in this property for heating, lighting and hot water. It is not based on how energy is used by the people living at the property.

The estimated saving is based on making all of the recommendations in [how to improve this property's energy performance](#).

For advice on how to reduce your energy bills visit [Simple Energy Advice](https://www.simpleenergyadvice.org.uk/) (https://www.simpleenergyadvice.org.uk/).

Heating use in this property

Heating a property usually makes up the majority of energy costs.

Estimated energy used to heat this property

Space heating

1794 kWh per year

Water heating

857 kWh per year

Potential energy savings by installing insulation

The assessor did not find any opportunities to save energy by installing insulation in this property.

You might be able to receive [Renewable Heat Incentive payments \(https://www.gov.uk/domestic-renewable-heat-incentive\)](https://www.gov.uk/domestic-renewable-heat-incentive). This will help to reduce carbon emissions by replacing your existing heating system with one that generates renewable heat. The estimated energy required for space and water heating will form the basis of the payments.

Contacting the assessor and accreditation scheme

This EPC was created by a qualified energy assessor.

If you are unhappy about your property's energy assessment or certificate, you can complain to the assessor directly.

If you are still unhappy after contacting the assessor, you should contact the assessor's accreditation scheme.

Accreditation schemes are appointed by the government to ensure that assessors are qualified to carry out EPC assessments.

Assessor contact details

Assessor's name

David Wignall

Telephone

07983084537

Email

info@daw-epc.co.uk

Accreditation scheme contact details

Accreditation scheme

Stroma Certification Ltd

Assessor ID

STRO021849

Telephone

0330 124 9660

Emailcertification@stroma.com

Assessment details**Assessor's declaration**No related party

Date of assessment22 February 2021

Date of certificate22 February 2021

Type of assessment▶ [RdSAP](#)

Other certificates for this property

If you are aware of previous certificates for this property and they are not listed here, please contact us at mhclg.digital-services@communities.gov.uk, or call our helpdesk on 020 3829 0748.

There are no related certificates for this property.

Energy performance certificate (EPC)

STUDIO 2 TY NI
19 HIGH ST
BANGOR
LL57 1NP

Energy rating

C

Valid until 21 February 2031

Certificate number

2929-5000-0202-9929-5204

Property type

Ground-floor flat

Total floor area

21 square metres

Rules on letting this property

Properties can be rented if they have an energy rating from A to E.

If the property is rated F or G, it cannot be let, unless an exemption has been registered. You can read [guidance for landlords on the regulations and exemptions](https://www.gov.uk/guidance/domestic-private-rented-property-minimum-energy-efficiency-standard-landlord-guidance) (<https://www.gov.uk/guidance/domestic-private-rented-property-minimum-energy-efficiency-standard-landlord-guidance>).

Energy efficiency rating for this property

This property's current energy rating is C. It has the potential to be B.

[See how to improve this property's energy performance.](#)

Score	Energy rating	Current	Potential
92+	A		
81-91	B		81 B
69-80	C	79 C	
55-68	D		
39-54	E		
21-38	F		
1-20	G		

The graph shows this property's current and potential energy efficiency.

Properties are given a rating from A (most efficient) to G (least efficient).

Properties are also given a score. The higher the number the lower your fuel bills are likely to be.

The average energy rating and score for a property in England and Wales are D (60).

Breakdown of property's energy performance

This section shows the energy performance for features of this property. The assessment does not consider the condition of a feature and how well it is working.

Each feature is assessed as one of the following:

- very good (most efficient)
- good
- average
- poor
- very poor (least efficient)

When the description says 'assumed', it means that the feature could not be inspected and an assumption has been made based on the property's age and type.

Feature	Description	Rating
Wall	Cavity wall, as built, insulated (assumed)	Good
Wall	Timber frame, with additional insulation	Very good
Window	Fully double glazed	Good
Main heating	Room heaters, electric	Very poor
Main heating control	Programmer and appliance thermostats	Good

Feature	Description	Rating
Hot water	Electric instantaneous at point of use	Very poor
Lighting	Low energy lighting in all fixed outlets	Very good
Roof	(another dwelling above)	N/A
Floor	To unheated space, insulated	N/A
Secondary heating	None	N/A

Primary energy use

The primary energy use for this property per year is 249 kilowatt hours per square metre (kWh/m²).

► [What is primary energy use?](#)

Environmental impact of this property

One of the biggest contributors to climate change is carbon dioxide (CO₂). The energy used for heating, lighting and power in our homes produces over a quarter of the UK's CO₂ emissions.

An average household produces

6 tonnes of CO₂

This property produces

0.9 tonnes of CO₂

This property's potential production

0.9 tonnes of CO₂

By making the [recommended changes](#), you could reduce this property's CO₂ emissions by 0.0 tonnes per year. This will help to protect the environment.

Environmental impact ratings are based on assumptions about average occupancy and energy use. They may not reflect how energy is consumed by the people living at the property.

How to improve this property's energy performance

Making any of the recommended changes will improve this property's energy efficiency.

If you make all of the recommended changes, this will improve the property's energy rating and score from C (79) to B (81).

► [What is an energy rating?](#)



Recommendation 1: High heat retention storage heaters

High heat retention storage heaters

Typical installation cost

£400 - £600

Typical yearly saving

£44

Potential rating after carrying out recommendation 1

81 | B

Paying for energy improvements

[Find energy grants and ways to save energy in your home.](https://www.gov.uk/improve-energy-efficiency) (https://www.gov.uk/improve-energy-efficiency)

Estimated energy use and potential savings

Estimated yearly energy cost for this property

£322

Potential saving

£44

The estimated cost shows how much the average household would spend in this property for heating, lighting and hot water. It is not based on how energy is used by the people living at the property.

The estimated saving is based on making all of the recommendations in [how to improve this property's energy performance](#).

For advice on how to reduce your energy bills visit [Simple Energy Advice](https://www.simpleenergyadvice.org.uk/) (https://www.simpleenergyadvice.org.uk/).

Heating use in this property

Heating a property usually makes up the majority of energy costs.

Estimated energy used to heat this property

Space heating

738 kWh per year

Water heating

829 kWh per year

Potential energy savings by installing insulation

The assessor did not find any opportunities to save energy by installing insulation in this property.

You might be able to receive [Renewable Heat Incentive payments \(https://www.gov.uk/domestic-renewable-heat-incentive\)](https://www.gov.uk/domestic-renewable-heat-incentive). This will help to reduce carbon emissions by replacing your existing heating system with one that generates renewable heat. The estimated energy required for space and water heating will form the basis of the payments.

Contacting the assessor and accreditation scheme

This EPC was created by a qualified energy assessor.

If you are unhappy about your property's energy assessment or certificate, you can complain to the assessor directly.

If you are still unhappy after contacting the assessor, you should contact the assessor's accreditation scheme.

Accreditation schemes are appointed by the government to ensure that assessors are qualified to carry out EPC assessments.

Assessor contact details

Assessor's name

David Wignall

Telephone

07983084537

Email

info@daw-epc.co.uk

Accreditation scheme contact details

Accreditation scheme

Stroma Certification Ltd

Assessor ID

STRO021849

Telephone

0330 124 9660

Emailcertification@stroma.com

Assessment details**Assessor's declaration**No related party

Date of assessment22 February 2021


Date of certificate22 February 2021

Type of assessment▶ [RdSAP](#)

Other certificates for this property

If you are aware of previous certificates for this property and they are not listed here, please contact us at mhclg.digital-services@communities.gov.uk, or call our helpdesk on 020 3829 0748.

There are no related certificates for this property.



Energy performance certificate (EPC)

STUDIO 3 TY NI
19 HIGH ST
BANGOR
LL57 1NP

Energy rating

C

Valid until 23 February 2031

Certificate number

9959-0522-9000-0254-0222

Property type

Ground-floor flat

Total floor area

21 square metres

Rules on letting this property

Properties can be rented if they have an energy rating from A to E.

If the property is rated F or G, it cannot be let, unless an exemption has been registered. You can read [guidance for landlords on the regulations and exemptions](https://www.gov.uk/guidance/domestic-private-rented-property-minimum-energy-efficiency-standard-landlord-guidance) (<https://www.gov.uk/guidance/domestic-private-rented-property-minimum-energy-efficiency-standard-landlord-guidance>).

Energy efficiency rating for this property

This property's current energy rating is C. It has the potential to be C.

[See how to improve this property's energy performance.](#)

Score	Energy rating	Current	Potential
92+	A		
81-91	B		
69-80	C	78 c	80 c
55-68	D		
39-54	E		
21-38	F		
1-20	G		

The graph shows this property's current and potential energy efficiency.

Properties are given a rating from A (most efficient) to G (least efficient).

Properties are also given a score. The higher the number the lower your fuel bills are likely to be.

The average energy rating and score for a property in England and Wales are D (60).

Breakdown of property's energy performance

This section shows the energy performance for features of this property. The assessment does not consider the condition of a feature and how well it is working.

Each feature is assessed as one of the following:

- very good (most efficient)
- good
- average
- poor
- very poor (least efficient)

When the description says 'assumed', it means that the feature could not be inspected and an assumption has been made based on the property's age and type.

Feature	Description	Rating
Wall	Cavity wall, as built, insulated (assumed)	Good
Wall	Timber frame, with additional insulation	Very good
Window	Fully double glazed	Good
Main heating	Room heaters, electric	Very poor
Main heating control	Programmer and appliance thermostats	Good

Feature	Description	Rating
Hot water	Electric instantaneous at point of use	Very poor
Lighting	Low energy lighting in all fixed outlets	Very good
Roof	(another dwelling above)	N/A
Floor	To unheated space, insulated	N/A
Secondary heating	None	N/A

Primary energy use

The primary energy use for this property per year is 266 kilowatt hours per square metre (kWh/m²).

► [What is primary energy use?](#)

Environmental impact of this property

One of the biggest contributors to climate change is carbon dioxide (CO₂). The energy used for heating, lighting and power in our homes produces over a quarter of the UK's CO₂ emissions.

An average household produces

6 tonnes of CO₂

This property produces

0.9 tonnes of CO₂

This property's potential production

0.9 tonnes of CO₂

By making the [recommended changes](#), you could reduce this property's CO₂ emissions by 0.0 tonnes per year. This will help to protect the environment.

Environmental impact ratings are based on assumptions about average occupancy and energy use. They may not reflect how energy is consumed by the people living at the property.

How to improve this property's energy performance

Making any of the recommended changes will improve this property's energy efficiency.

If you make all of the recommended changes, this will improve the property's energy rating and score from C (78) to C (80).

► [What is an energy rating?](#)



Recommendation 1: High heat retention storage heaters

High heat retention storage heaters

Typical installation cost

£400 - £600

Typical yearly saving

£51

Potential rating after carrying out recommendation 1

80 | C

Paying for energy improvements

[Find energy grants and ways to save energy in your home.](https://www.gov.uk/improve-energy-efficiency) (https://www.gov.uk/improve-energy-efficiency)

Estimated energy use and potential savings

Estimated yearly energy cost for this property

£336

Potential saving

£52

The estimated cost shows how much the average household would spend in this property for heating, lighting and hot water. It is not based on how energy is used by the people living at the property.

The estimated saving is based on making all of the recommendations in [how to improve this property's energy performance](#).

For advice on how to reduce your energy bills visit [Simple Energy Advice](https://www.simpleenergyadvice.org.uk/) (https://www.simpleenergyadvice.org.uk/).

Heating use in this property

Heating a property usually makes up the majority of energy costs.

Estimated energy used to heat this property

Space heating

819 kWh per year

Water heating

828 kWh per year

Potential energy savings by installing insulation

The assessor did not find any opportunities to save energy by installing insulation in this property.

You might be able to receive [Renewable Heat Incentive payments \(https://www.gov.uk/domestic-renewable-heat-incentive\)](https://www.gov.uk/domestic-renewable-heat-incentive). This will help to reduce carbon emissions by replacing your existing heating system with one that generates renewable heat. The estimated energy required for space and water heating will form the basis of the payments.

Contacting the assessor and accreditation scheme

This EPC was created by a qualified energy assessor.

If you are unhappy about your property's energy assessment or certificate, you can complain to the assessor directly.

If you are still unhappy after contacting the assessor, you should contact the assessor's accreditation scheme.

Accreditation schemes are appointed by the government to ensure that assessors are qualified to carry out EPC assessments.

Assessor contact details

Assessor's name

David Wignall

Telephone

07983084537

Email

info@daw-epc.co.uk

Accreditation scheme contact details

Accreditation scheme

Stroma Certification Ltd

Assessor ID

STRO021849

Telephone

0330 124 9660

Emailcertification@stroma.com

Assessment details**Assessor's declaration**No related party

Date of assessment24 February 2021

Date of certificate24 February 2021

Type of assessment▶ [RdSAP](#)

Other certificates for this property

If you are aware of previous certificates for this property and they are not listed here, please contact us at mhclg.digital-services@communities.gov.uk, or call our helpdesk on 020 3829 0748.

There are no related certificates for this property.

Energy performance certificate (EPC)

STUDIO 4 TY NI
19 HIGH ST
BANGOR
LL57 1NP

Energy rating

C

Valid until 21 February 2031

Certificate number

0590-2922-0020-2529-2035

Property type

Ground-floor flat

Total floor area

21 square metres

Rules on letting this property

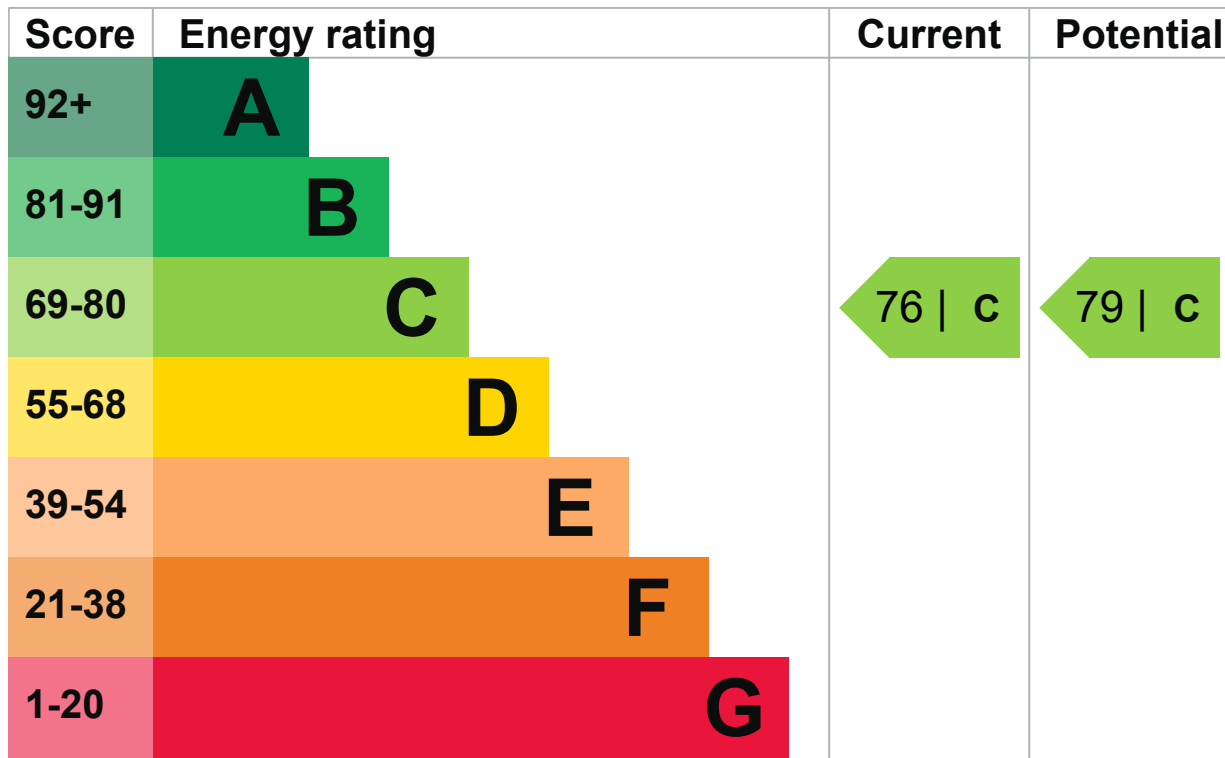
Properties can be rented if they have an energy rating from A to E.

If the property is rated F or G, it cannot be let, unless an exemption has been registered. You can read [guidance for landlords on the regulations and exemptions](https://www.gov.uk/guidance/domestic-private-rented-property-minimum-energy-efficiency-standard-landlord-guidance) (<https://www.gov.uk/guidance/domestic-private-rented-property-minimum-energy-efficiency-standard-landlord-guidance>).

Energy efficiency rating for this property

This property's current energy rating is C. It has the potential to be C.

[See how to improve this property's energy performance.](#)



The graph shows this property's current and potential energy efficiency.

Properties are given a rating from A (most efficient) to G (least efficient).

Properties are also given a score. The higher the number the lower your fuel bills are likely to be.

The average energy rating and score for a property in England and Wales are D (60).

Breakdown of property's energy performance

This section shows the energy performance for features of this property. The assessment does not consider the condition of a feature and how well it is working.

Each feature is assessed as one of the following:

- very good (most efficient)
- good
- average
- poor
- very poor (least efficient)

When the description says 'assumed', it means that the feature could not be inspected and an assumption has been made based on the property's age and type.

Feature	Description	Rating
Wall	Cavity wall, as built, insulated (assumed)	Good
Window	Fully double glazed	Good
Main heating	Room heaters, electric	Very poor
Main heating control	Programmer and appliance thermostats	Good
Hot water	Electric instantaneous at point of use	Very poor

Feature	Description	Rating
Lighting	Low energy lighting in all fixed outlets	Very good
Roof	(another dwelling above)	N/A
Floor	To unheated space, insulated	N/A
Secondary heating	None	N/A

Primary energy use

The primary energy use for this property per year is 281 kilowatt hours per square metre (kWh/m²).

▶ [What is primary energy use?](#)

Environmental impact of this property

One of the biggest contributors to climate change is carbon dioxide (CO₂). The energy used for heating, lighting and power in our homes produces over a quarter of the UK's CO₂ emissions.

An average household produces

6 tonnes of CO₂

This property produces

1.0 tonnes of CO₂

This property's potential production

1.0 tonnes of CO₂

By making the [recommended changes](#), you could reduce this property's CO₂ emissions by 0.0 tonnes per year. This will help to protect the environment.

Environmental impact ratings are based on assumptions about average occupancy and energy use. They may not reflect how energy is consumed by the people living at the property.

How to improve this property's energy performance

Making any of the recommended changes will improve this property's energy efficiency.

If you make all of the recommended changes, this will improve the property's energy rating and score from C (76) to C (79).

► [What is an energy rating?](#)



Recommendation 1: High heat retention storage heaters

High heat retention storage heaters

Typical installation cost

£400 - £600

Typical yearly saving

£63

Potential rating after carrying out recommendation 1

79 | C

Paying for energy improvements

[Find energy grants and ways to save energy in your home.](https://www.gov.uk/improve-energy-efficiency) (https://www.gov.uk/improve-energy-efficiency)

Estimated energy use and potential savings

Estimated yearly energy cost for this property

£362

Potential saving

£62

The estimated cost shows how much the average household would spend in this property for heating, lighting and hot water. It is not based on how energy is used by the people living at the property.

The estimated saving is based on making all of the recommendations in [how to improve this property's energy performance](#).

For advice on how to reduce your energy bills visit [Simple Energy Advice](https://www.simpleenergyadvice.org.uk/) (https://www.simpleenergyadvice.org.uk/).

Heating use in this property

Heating a property usually makes up the majority of energy costs.

Estimated energy used to heat this property

Space heating

954 kWh per year

Water heating

829 kWh per year

Potential energy savings by installing insulation

The assessor did not find any opportunities to save energy by installing insulation in this property.

You might be able to receive [Renewable Heat Incentive payments \(https://www.gov.uk/domestic-renewable-heat-incentive\)](https://www.gov.uk/domestic-renewable-heat-incentive). This will help to reduce carbon emissions by replacing your existing heating system with one that generates renewable heat. The estimated energy required for space and water heating will form the basis of the payments.

Contacting the assessor and accreditation scheme

This EPC was created by a qualified energy assessor.

If you are unhappy about your property's energy assessment or certificate, you can complain to the assessor directly.

If you are still unhappy after contacting the assessor, you should contact the assessor's accreditation scheme.

Accreditation schemes are appointed by the government to ensure that assessors are qualified to carry out EPC assessments.

Assessor contact details

Assessor's name

David Wignall

Telephone

07983084537

Email

info@daw-epc.co.uk

Accreditation scheme contact details

Accreditation scheme

Stroma Certification Ltd

Assessor ID

STRO021849

Telephone

0330 124 9660

Emailcertification@stroma.com

Assessment details**Assessor's declaration**No related party

Date of assessment22 February 2021

Date of certificate22 February 2021

Type of assessment▶ [RdSAP](#)

Other certificates for this property

If you are aware of previous certificates for this property and they are not listed here, please contact us at mhclg.digital-services@communities.gov.uk, or call our helpdesk on 020 3829 0748.

There are no related certificates for this property.

Energy performance certificate (EPC)

STUDIO 5 TY NI
19 HIGH ST
BANGOR
LL57 1NP

Energy rating

C

Valid until 23 February 2031

Certificate number

0590-2824-3020-2529-6095

Property type

Mid-floor flat

Total floor area

32 square metres

Rules on letting this property

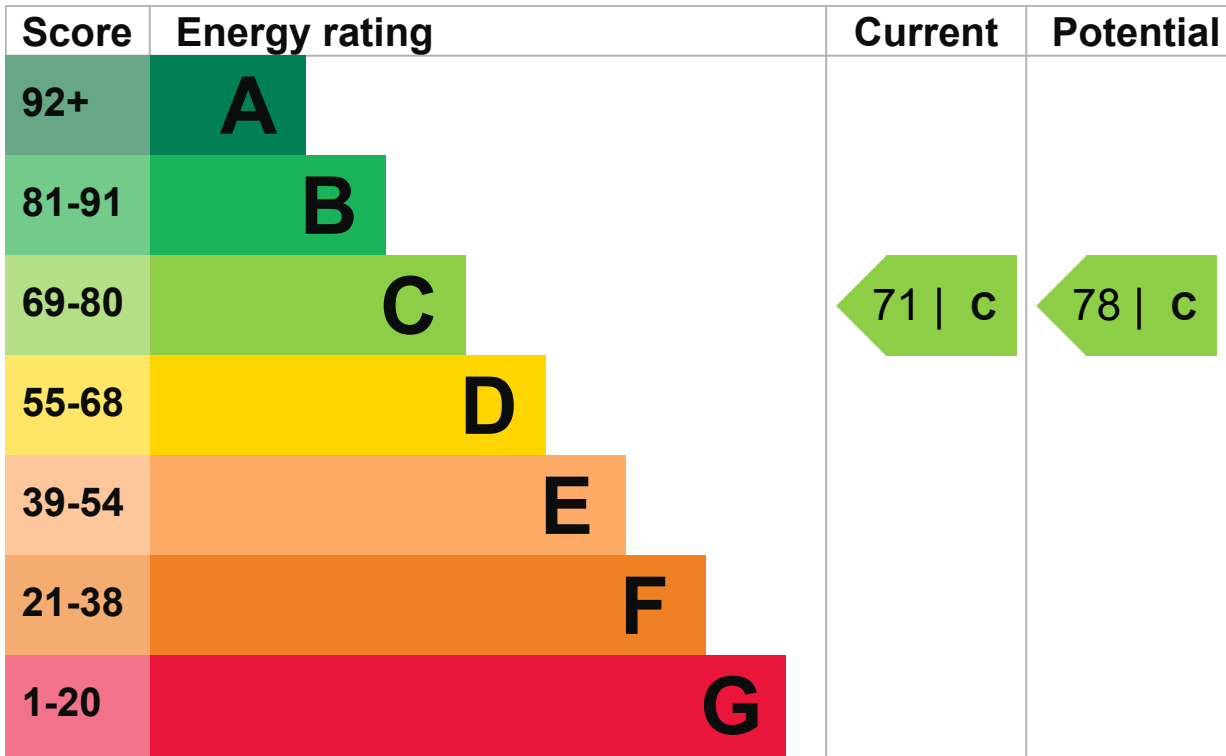
Properties can be rented if they have an energy rating from A to E.

If the property is rated F or G, it cannot be let, unless an exemption has been registered. You can read [guidance for landlords on the regulations and exemptions](https://www.gov.uk/guidance/domestic-private-rented-property-minimum-energy-efficiency-standard-landlord-guidance) (<https://www.gov.uk/guidance/domestic-private-rented-property-minimum-energy-efficiency-standard-landlord-guidance>).

Energy efficiency rating for this property

This property's current energy rating is C. It has the potential to be C.

[See how to improve this property's energy performance.](#)



The graph shows this property's current and potential energy efficiency.

Properties are given a rating from A (most efficient) to G (least efficient).

Properties are also given a score. The higher the number the lower your fuel bills are likely to be.

The average energy rating and score for a property in England and Wales are D (60).

Breakdown of property's energy performance

This section shows the energy performance for features of this property. The assessment does not consider the condition of a feature and how well it is working.

Each feature is assessed as one of the following:

- very good (most efficient)
- good
- average
- poor
- very poor (least efficient)

When the description says 'assumed', it means that the feature could not be inspected and an assumption has been made based on the property's age and type.

Feature	Description	Rating
Wall	Granite or whinstone, with internal insulation	Very good
Wall	Solid brick, with internal insulation	Good
Window	Fully double glazed	Good
Main heating	Room heaters, electric	Very poor
Main heating control	Programmer and appliance thermostats	Good

Feature	Description	Rating
Hot water	Electric instantaneous at point of use	Very poor
Lighting	Low energy lighting in all fixed outlets	Very good
Roof	(another dwelling above)	N/A
Floor	(another dwelling below)	N/A
Secondary heating	None	N/A

Primary energy use

The primary energy use for this property per year is 253 kilowatt hours per square metre (kWh/m²).

► [What is primary energy use?](#)

Environmental impact of this property

One of the biggest contributors to climate change is carbon dioxide (CO₂). The energy used for heating, lighting and power in our homes produces over a quarter of the UK's CO₂ emissions.

An average household produces

6 tonnes of CO₂

This property produces

1.4 tonnes of CO₂

This property's potential production

1.4 tonnes of CO₂

By making the [recommended changes](#), you could reduce this property's CO₂ emissions by 0.0 tonnes per year. This will help to protect the environment.

Environmental impact ratings are based on assumptions about average occupancy and energy use. They may not reflect how energy is consumed by the people living at the property.

How to improve this property's energy performance

Making any of the recommended changes will improve this property's energy efficiency.

If you make all of the recommended changes, this will improve the property's energy rating and score from C (71) to C (78).

► [What is an energy rating?](#)



Recommendation 1: High heat retention storage heaters

High heat retention storage heaters

Typical installation cost

£400 - £600

Typical yearly saving

£114

Potential rating after carrying out recommendation 1

78 | C

Paying for energy improvements

[Find energy grants and ways to save energy in your home.](https://www.gov.uk/improve-energy-efficiency) (https://www.gov.uk/improve-energy-efficiency)

Estimated energy use and potential savings

Estimated yearly energy cost for this property

£495

Potential saving

£115

The estimated cost shows how much the average household would spend in this property for heating, lighting and hot water. It is not based on how energy is used by the people living at the property.

The estimated saving is based on making all of the recommendations in [how to improve this property's energy performance](#).

For advice on how to reduce your energy bills visit [Simple Energy Advice](https://www.simpleenergyadvice.org.uk/) (https://www.simpleenergyadvice.org.uk/).

Heating use in this property

Heating a property usually makes up the majority of energy costs.

Estimated energy used to heat this property

Space heating

1575 kWh per year

Water heating

886 kWh per year

Potential energy savings by installing insulation

The assessor did not find any opportunities to save energy by installing insulation in this property.

You might be able to receive [Renewable Heat Incentive payments \(https://www.gov.uk/domestic-renewable-heat-incentive\)](https://www.gov.uk/domestic-renewable-heat-incentive). This will help to reduce carbon emissions by replacing your existing heating system with one that generates renewable heat. The estimated energy required for space and water heating will form the basis of the payments.

Contacting the assessor and accreditation scheme

This EPC was created by a qualified energy assessor.

If you are unhappy about your property's energy assessment or certificate, you can complain to the assessor directly.

If you are still unhappy after contacting the assessor, you should contact the assessor's accreditation scheme.

Accreditation schemes are appointed by the government to ensure that assessors are qualified to carry out EPC assessments.

Assessor contact details

Assessor's name

David Wignall

Telephone

07983084537

Email

info@daw-epc.co.uk

Accreditation scheme contact details

Accreditation scheme

Stroma Certification Ltd

Assessor ID

STRO021849

Telephone

0330 124 9660

Emailcertification@stroma.com

Assessment details**Assessor's declaration**No related party

Date of assessment24 February 2021

Date of certificate24 February 2021

Type of assessment▶ [RdSAP](#)

Other certificates for this property

If you are aware of previous certificates for this property and they are not listed here, please contact us at mhclg.digital-services@communities.gov.uk, or call our helpdesk on 020 3829 0748.

There are no related certificates for this property.

Energy performance certificate (EPC)

STUDIO 6 TY NI 19 HIGH ST BANGOR LL57 1NP	Energy rating C
Valid until 21 February 2031	Certificate number 9659-0522-9000-0272-0226

Property type

Mid-floor flat

Total floor area

30 square metres

Rules on letting this property

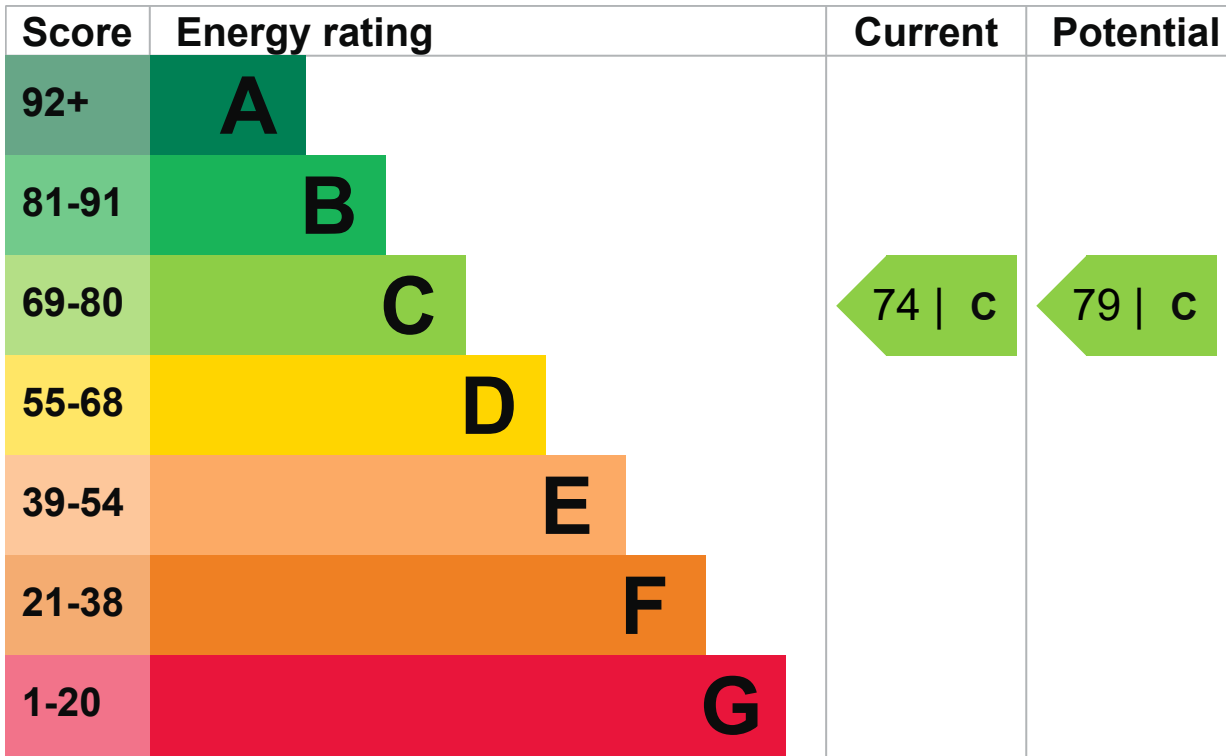
Properties can be rented if they have an energy rating from A to E.

If the property is rated F or G, it cannot be let, unless an exemption has been registered. You can read [guidance for landlords on the regulations and exemptions](https://www.gov.uk/guidance/domestic-private-rented-property-minimum-energy-efficiency-standard-landlord-guidance) (<https://www.gov.uk/guidance/domestic-private-rented-property-minimum-energy-efficiency-standard-landlord-guidance>).

Energy efficiency rating for this property

This property's current energy rating is C. It has the potential to be C.

[See how to improve this property's energy performance.](#)



The graph shows this property's current and potential energy efficiency.

Properties are given a rating from A (most efficient) to G (least efficient).

Properties are also given a score. The higher the number the lower your fuel bills are likely to be.

The average energy rating and score for a property in England and Wales are D (60).

Breakdown of property's energy performance

This section shows the energy performance for features of this property. The assessment does not consider the condition of a feature and how well it is working.

Each feature is assessed as one of the following:

- very good (most efficient)
- good
- average
- poor
- very poor (least efficient)

When the description says 'assumed', it means that the feature could not be inspected and an assumption has been made based on the property's age and type.

Feature	Description	Rating
Wall	Granite or whinstone, with internal insulation	Very good
Wall	Timber frame, with additional insulation	Good
Window	Fully double glazed	Good
Main heating	Room heaters, electric	Very poor
Main heating control	Programmer and appliance thermostats	Good

Feature	Description	Rating
Hot water	Electric instantaneous at point of use	Very poor
Lighting	Low energy lighting in all fixed outlets	Very good
Roof	(another dwelling above)	N/A
Floor	(another dwelling below)	N/A
Secondary heating	None	N/A

Primary energy use

The primary energy use for this property per year is 244 kilowatt hours per square metre (kWh/m²).

► [What is primary energy use?](#)

Environmental impact of this property

One of the biggest contributors to climate change is carbon dioxide (CO₂). The energy used for heating, lighting and power in our homes produces over a quarter of the UK's CO₂ emissions.

An average household produces

6 tonnes of CO₂

This property produces

1.2 tonnes of CO₂

This property's potential production

1.2 tonnes of CO₂

By making the [recommended changes](#), you could reduce this property's CO₂ emissions by 0.0 tonnes per year. This will help to protect the environment.

Environmental impact ratings are based on assumptions about average occupancy and energy use. They may not reflect how energy is consumed by the people living at the property.

How to improve this property's energy performance

Making any of the recommended changes will improve this property's energy efficiency.

If you make all of the recommended changes, this will improve the property's energy rating and score from C (74) to C (79).

► [What is an energy rating?](#)



Recommendation 1: High heat retention storage heaters

High heat retention storage heaters

Typical installation cost

£400 - £600

Typical yearly saving

£94

Potential rating after carrying out recommendation 1

79 | C

Paying for energy improvements

[Find energy grants and ways to save energy in your home.](https://www.gov.uk/improve-energy-efficiency) (https://www.gov.uk/improve-energy-efficiency)

Estimated energy use and potential savings

Estimated yearly energy cost for this property

£447

Potential saving

£94

The estimated cost shows how much the average household would spend in this property for heating, lighting and hot water. It is not based on how energy is used by the people living at the property.

The estimated saving is based on making all of the recommendations in [how to improve this property's energy performance](#).

For advice on how to reduce your energy bills visit [Simple Energy Advice](https://www.simpleenergyadvice.org.uk/) (https://www.simpleenergyadvice.org.uk/).

Heating use in this property

Heating a property usually makes up the majority of energy costs.

Estimated energy used to heat this property

Space heating

1341 kWh per year

Water heating

872 kWh per year

Potential energy savings by installing insulation

The assessor did not find any opportunities to save energy by installing insulation in this property.

You might be able to receive [Renewable Heat Incentive payments \(https://www.gov.uk/domestic-renewable-heat-incentive\)](https://www.gov.uk/domestic-renewable-heat-incentive). This will help to reduce carbon emissions by replacing your existing heating system with one that generates renewable heat. The estimated energy required for space and water heating will form the basis of the payments.

Contacting the assessor and accreditation scheme

This EPC was created by a qualified energy assessor.

If you are unhappy about your property's energy assessment or certificate, you can complain to the assessor directly.

If you are still unhappy after contacting the assessor, you should contact the assessor's accreditation scheme.

Accreditation schemes are appointed by the government to ensure that assessors are qualified to carry out EPC assessments.

Assessor contact details

Assessor's name

David Wignall

Telephone

07983084537

Email

info@daw-epc.co.uk

Accreditation scheme contact details

Accreditation scheme

Stroma Certification Ltd

Assessor ID

STRO021849

Telephone

0330 124 9660

Emailcertification@stroma.com

Assessment details**Assessor's declaration**No related party

Date of assessment22 February 2021

Date of certificate22 February 2021

Type of assessment▶ [RdSAP](#)

Other certificates for this property

If you are aware of previous certificates for this property and they are not listed here, please contact us at mhclg.digital-services@communities.gov.uk, or call our helpdesk on 020 3829 0748.

There are no related certificates for this property.

Energy performance certificate (EPC)

STUDIO 7 TY NI
19 HIGH ST
BANGOR
LL57 1NP

Energy rating

B

Valid until 23 February 2031

Certificate number

9359-0522-9000-0244-0222

Property type

Mid-floor flat

Total floor area

21 square metres

Rules on letting this property

Properties can be rented if they have an energy rating from A to E.

If the property is rated F or G, it cannot be let, unless an exemption has been registered. You can read [guidance for landlords on the regulations and exemptions](https://www.gov.uk/guidance/domestic-private-rented-property-minimum-energy-efficiency-standard-landlord-guidance) (<https://www.gov.uk/guidance/domestic-private-rented-property-minimum-energy-efficiency-standard-landlord-guidance>).

Energy efficiency rating for this property

This property's current energy rating is B. It has the potential to be B.

[See how to improve this property's energy performance.](#)

Score	Energy rating	Current	Potential
92+	A		
81-91	B	83 B	83 B
69-80	C		
55-68	D		
39-54	E		
21-38	F		
1-20	G		

The graph shows this property's current and potential energy efficiency.

Properties are given a rating from A (most efficient) to G (least efficient).

Properties are also given a score. The higher the number the lower your fuel bills are likely to be.

The average energy rating and score for a property in England and Wales are D (60).

Breakdown of property's energy performance

This section shows the energy performance for features of this property. The assessment does not consider the condition of a feature and how well it is working.

Each feature is assessed as one of the following:

- very good (most efficient)
- good
- average
- poor
- very poor (least efficient)

When the description says 'assumed', it means that the feature could not be inspected and an assumption has been made based on the property's age and type.

Feature	Description	Rating
Wall	Cavity wall, as built, insulated (assumed)	Good
Wall	Timber frame, with additional insulation	Very good
Window	Fully double glazed	Good
Main heating	Room heaters, electric	Very poor
Main heating control	Programmer and appliance thermostats	Good

Feature	Description	Rating
Hot water	Electric instantaneous at point of use	Very poor
Lighting	Low energy lighting in all fixed outlets	Very good
Roof	(another dwelling above)	N/A
Floor	(another dwelling below)	N/A
Secondary heating	None	N/A

Primary energy use

The primary energy use for this property per year is 203 kilowatt hours per square metre (kWh/m²).

► [What is primary energy use?](#)

Environmental impact of this property

One of the biggest contributors to climate change is carbon dioxide (CO₂). The energy used for heating, lighting and power in our homes produces over a quarter of the UK's CO₂ emissions.

An average household produces

6 tonnes of CO₂

This property produces

0.7 tonnes of CO₂

This property's potential production

0.7 tonnes of CO₂


By making the [recommended changes](#), you could reduce this property's CO₂ emissions by 0.0 tonnes per year. This will help to protect the environment.

Environmental impact ratings are based on assumptions about average occupancy and energy use. They may not reflect how energy is consumed by the people living at the property.

How to improve this property's energy performance

The assessor did not make any recommendations for this property.

[Simple Energy Advice](https://www.simpleenergyadvice.org.uk/) has guidance on improving a property's energy use. (<https://www.simpleenergyadvice.org.uk/>)



Paying for energy improvements

[Find energy grants and ways to save energy in your home.](https://www.gov.uk/improve-energy-efficiency/) (<https://www.gov.uk/improve-energy-efficiency/>)

Estimated energy use and potential savings

Estimated yearly energy cost for this property

£260

Potential saving

£0

The estimated cost shows how much the average household would spend in this property for heating, lighting and hot water. It is not based on how energy is used by the people living at the property.

The estimated saving is based on making all of the recommendations in [how to improve this property's energy performance](#).

For advice on how to reduce your energy bills visit [Simple Energy Advice](https://www.simpleenergyadvice.org.uk/) (<https://www.simpleenergyadvice.org.uk/>).

Heating use in this property

Heating a property usually makes up the majority of energy costs.

Estimated energy used to heat this property

Space heating

411 kWh per year

Water heating

828 kWh per year

Potential energy savings by installing insulation

The assessor did not find any opportunities to save energy by installing insulation in this property.

You might be able to receive [Renewable Heat Incentive payments](https://www.gov.uk/domestic-renewable-heat-incentive/) (<https://www.gov.uk/domestic-renewable-heat-incentive/>). This will help to reduce carbon emissions by replacing your existing heating system with one that generates renewable heat. The

estimated energy required for space and water heating will form the basis of the payments.

Contacting the assessor and accreditation scheme

This EPC was created by a qualified energy assessor.

If you are unhappy about your property's energy assessment or certificate, you can complain to the assessor directly.

If you are still unhappy after contacting the assessor, you should contact the assessor's accreditation scheme.

Accreditation schemes are appointed by the government to ensure that assessors are qualified to carry out EPC assessments.

Assessor contact details

Assessor's name

David Wignall

Telephone

07983084537

Email

info@daw-epc.co.uk

Accreditation scheme contact details

Accreditation scheme

Stroma Certification Ltd

Assessor ID

STRO021849

Telephone

0330 124 9660

Email

certification@stroma.com

Assessment details

Assessor's declaration

No related party

Date of assessment

24 February 2021

Date of certificate

24 February 2021


Type of assessment

▶ [RdSAP](#)

Other certificates for this property

If you are aware of previous certificates for this property and they are not listed here, please contact us at mhclg.digital-services@communities.gov.uk, or call our helpdesk on 020 3829 0748.

There are no related certificates for this property.



Energy performance certificate (EPC)

STUDIO 8 TY NI
19 HIGH ST
BANGOR
LL57 1NP

Energy rating

B

Valid until 21 February 2031

Certificate number

9000-3529-0222-7020-5293

Property type

Mid-floor flat

Total floor area

21 square metres

Rules on letting this property

Properties can be rented if they have an energy rating from A to E.

If the property is rated F or G, it cannot be let, unless an exemption has been registered. You can read [guidance for landlords on the regulations and exemptions](https://www.gov.uk/guidance/domestic-private-rented-property-minimum-energy-efficiency-standard-landlord-guidance) (<https://www.gov.uk/guidance/domestic-private-rented-property-minimum-energy-efficiency-standard-landlord-guidance>).

Energy efficiency rating for this property

This property's current energy rating is B. It has the potential to be B.

[See how to improve this property's energy performance.](#)

Score	Energy rating	Current	Potential
92+	A		
81-91	B	82 B	82 B
69-80	C		
55-68	D		
39-54	E		
21-38	F		
1-20	G		

The graph shows this property's current and potential energy efficiency.

Properties are given a rating from A (most efficient) to G (least efficient).

Properties are also given a score. The higher the number the lower your fuel bills are likely to be.

The average energy rating and score for a property in England and Wales are D (60).

Breakdown of property's energy performance

This section shows the energy performance for features of this property. The assessment does not consider the condition of a feature and how well it is working.

Each feature is assessed as one of the following:

- very good (most efficient)
- good
- average
- poor
- very poor (least efficient)

When the description says 'assumed', it means that the feature could not be inspected and an assumption has been made based on the property's age and type.

Feature	Description	Rating
Wall	Cavity wall, as built, insulated (assumed)	Good
Wall	Timber frame, with additional insulation	Very good
Window	Fully double glazed	Good
Main heating	Room heaters, electric	Very poor
Main heating control	Programmer and appliance thermostats	Good

Feature	Description	Rating
Hot water	Electric instantaneous at point of use	Very poor
Lighting	Low energy lighting in all fixed outlets	Very good
Roof	(another dwelling above)	N/A
Floor	(another dwelling below)	N/A
Secondary heating	None	N/A

Primary energy use

The primary energy use for this property per year is 209 kilowatt hours per square metre (kWh/m²).

► [What is primary energy use?](#)

Environmental impact of this property

One of the biggest contributors to climate change is carbon dioxide (CO₂). The energy used for heating, lighting and power in our homes produces over a quarter of the UK's CO₂ emissions.

An average household produces

6 tonnes of CO₂

This property produces

0.7 tonnes of CO₂

This property's potential production

0.7 tonnes of CO₂

By making the [recommended changes](#), you could reduce this property's CO₂ emissions by 0.0 tonnes per year. This will help to protect the environment.

Environmental impact ratings are based on assumptions about average occupancy and energy use. They may not reflect how energy is consumed by the people living at the property.

How to improve this property's energy performance

The assessor did not make any recommendations for this property.

[Simple Energy Advice](https://www.simpleenergyadvice.org.uk/) has guidance on improving a property's energy use. (<https://www.simpleenergyadvice.org.uk/>)



Paying for energy improvements

[Find energy grants and ways to save energy in your home.](https://www.gov.uk/improve-energy-efficiency/) (<https://www.gov.uk/improve-energy-efficiency/>)

Estimated energy use and potential savings

Estimated yearly energy cost for this property

£269

Potential saving

£0

The estimated cost shows how much the average household would spend in this property for heating, lighting and hot water. It is not based on how energy is used by the people living at the property.

The estimated saving is based on making all of the recommendations in [how to improve this property's energy performance](#).

For advice on how to reduce your energy bills visit [Simple Energy Advice](https://www.simpleenergyadvice.org.uk/) (<https://www.simpleenergyadvice.org.uk/>).

Heating use in this property

Heating a property usually makes up the majority of energy costs.

Estimated energy used to heat this property

Space heating

460 kWh per year

Water heating

829 kWh per year

Potential energy savings by installing insulation

The assessor did not find any opportunities to save energy by installing insulation in this property.

You might be able to receive [Renewable Heat Incentive payments](https://www.gov.uk/domestic-renewable-heat-incentive/) (<https://www.gov.uk/domestic-renewable-heat-incentive/>). This will help to reduce carbon emissions by replacing your existing heating system with one that generates renewable heat. The

estimated energy required for space and water heating will form the basis of the payments.

Contacting the assessor and accreditation scheme

This EPC was created by a qualified energy assessor.

If you are unhappy about your property's energy assessment or certificate, you can complain to the assessor directly.

If you are still unhappy after contacting the assessor, you should contact the assessor's accreditation scheme.

Accreditation schemes are appointed by the government to ensure that assessors are qualified to carry out EPC assessments.

Assessor contact details

Assessor's name

David Wignall

Telephone

07983084537

Email

info@daw-epc.co.uk

Accreditation scheme contact details

Accreditation scheme

Stroma Certification Ltd

Assessor ID

STRO021849

Telephone

0330 124 9660

Email

certification@stroma.com

Assessment details

Assessor's declaration

No related party

Date of assessment

22 February 2021

Date of certificate

22 February 2021


Type of assessment

▶ [RdSAP](#)

Other certificates for this property

If you are aware of previous certificates for this property and they are not listed here, please contact us at mhclg.digital-services@communities.gov.uk, or call our helpdesk on 020 3829 0748.

There are no related certificates for this property.



Energy performance certificate (EPC)

STUDIO 9 TY NI
19 HIGH ST
BANGOR
LL57 1NP

Energy rating

C

Valid until 21 February 2031

Certificate number

2829-5000-0202-9629-5200

Property type

Mid-floor flat

Total floor area

21 square metres

Rules on letting this property

Properties can be rented if they have an energy rating from A to E.

If the property is rated F or G, it cannot be let, unless an exemption has been registered. You can read [guidance for landlords on the regulations and exemptions](https://www.gov.uk/guidance/domestic-private-rented-property-minimum-energy-efficiency-standard-landlord-guidance) (<https://www.gov.uk/guidance/domestic-private-rented-property-minimum-energy-efficiency-standard-landlord-guidance>).

Energy efficiency rating for this property

This property's current energy rating is C. It has the potential to be B.

[See how to improve this property's energy performance.](#)

Score	Energy rating	Current	Potential
92+	A		
81-91	B		81 B
69-80	C	80 C	
55-68	D		
39-54	E		
21-38	F		
1-20	G		

The graph shows this property's current and potential energy efficiency.

Properties are given a rating from A (most efficient) to G (least efficient).

Properties are also given a score. The higher the number the lower your fuel bills are likely to be.

The average energy rating and score for a property in England and Wales are D (60).

Breakdown of property's energy performance

This section shows the energy performance for features of this property. The assessment does not consider the condition of a feature and how well it is working.

Each feature is assessed as one of the following:

- very good (most efficient)
- good
- average
- poor
- very poor (least efficient)

When the description says 'assumed', it means that the feature could not be inspected and an assumption has been made based on the property's age and type.

Feature	Description	Rating
Wall	Cavity wall, as built, insulated (assumed)	Good
Window	Fully double glazed	Good
Main heating	Room heaters, electric	Very poor
Main heating control	Programmer and appliance thermostats	Good
Hot water	Electric instantaneous at point of use	Very poor

Feature	Description	Rating
Lighting	Low energy lighting in all fixed outlets	Very good
Roof	(another dwelling above)	N/A
Floor	(another dwelling below)	N/A
Secondary heating	None	N/A

Primary energy use

The primary energy use for this property per year is 232 kilowatt hours per square metre (kWh/m²).

▶ [What is primary energy use?](#)

Environmental impact of this property

One of the biggest contributors to climate change is carbon dioxide (CO₂). The energy used for heating, lighting and power in our homes produces over a quarter of the UK's CO₂ emissions.

An average household produces

6 tonnes of CO₂

This property produces

0.8 tonnes of CO₂

This property's potential production

0.8 tonnes of CO₂

By making the [recommended changes](#), you could reduce this property's CO₂ emissions by 0.0 tonnes per year. This will help to protect the environment.


Environmental impact ratings are based on assumptions about average occupancy and energy use. They may not reflect how energy is consumed by the people living at the property.

How to improve this property's energy performance

Making any of the recommended changes will improve this property's energy efficiency.

If you make all of the recommended changes, this will improve the property's energy rating and score from C (80) to B (81).

► [What is an energy rating?](#)



Recommendation 1: High heat retention storage heaters

High heat retention storage heaters

Typical installation cost

£400 - £600

Typical yearly saving

£35

Potential rating after carrying out recommendation 1

81 | B

Paying for energy improvements

[Find energy grants and ways to save energy in your home. \(https://www.gov.uk/improve-energy-efficiency\)](https://www.gov.uk/improve-energy-efficiency)

Estimated energy use and potential savings

Estimated yearly energy cost for this property

£301

Potential saving

£35

The estimated cost shows how much the average household would spend in this property for heating, lighting and hot water. It is not based on how energy is used by the people living at the property.

The estimated saving is based on making all of the recommendations in [how to improve this property's energy performance](#).

For advice on how to reduce your energy bills visit [Simple Energy Advice \(https://www.simpleenergyadvice.org.uk/\)](https://www.simpleenergyadvice.org.uk/).

Heating use in this property

Heating a property usually makes up the majority of energy costs.

Estimated energy used to heat this property

Space heating

627 kWh per year

Water heating

829 kWh per year

Potential energy savings by installing insulation

The assessor did not find any opportunities to save energy by installing insulation in this property.

You might be able to receive [Renewable Heat Incentive payments \(https://www.gov.uk/domestic-renewable-heat-incentive\)](https://www.gov.uk/domestic-renewable-heat-incentive). This will help to reduce carbon emissions by replacing your existing heating system with one that generates renewable heat. The estimated energy required for space and water heating will form the basis of the payments.

Contacting the assessor and accreditation scheme

This EPC was created by a qualified energy assessor.

If you are unhappy about your property's energy assessment or certificate, you can complain to the assessor directly.

If you are still unhappy after contacting the assessor, you should contact the assessor's accreditation scheme.

Accreditation schemes are appointed by the government to ensure that assessors are qualified to carry out EPC assessments.

Assessor contact details

Assessor's name

David Wignall

Telephone

07983084537

Email

info@daw-epc.co.uk

Accreditation scheme contact details

Accreditation scheme

Stroma Certification Ltd

Assessor ID

STRO021849

Telephone

0330 124 9660

Emailcertification@stroma.com

Assessment details**Assessor's declaration**No related party

Date of assessment22 February 2021

Date of certificate22 February 2021

Type of assessment▶ [RdSAP](#)

Other certificates for this property

If you are aware of previous certificates for this property and they are not listed here, please contact us at mhclg.digital-services@communities.gov.uk, or call our helpdesk on 020 3829 0748.

There are no related certificates for this property.

Energy performance certificate (EPC)

STUDIO 10 TY NI 19 HIGH ST BANGOR LL57 1NP		Energy rating C
Valid until 21 February 2031	Certificate number 9559-0522-9000-0242-0222	

Property type

Mid-floor flat

Total floor area

30 square metres

Rules on letting this property

Properties can be rented if they have an energy rating from A to E.

If the property is rated F or G, it cannot be let, unless an exemption has been registered. You can read [guidance for landlords on the regulations and exemptions](https://www.gov.uk/guidance/domestic-private-rented-property-minimum-energy-efficiency-standard-landlord-guidance) (<https://www.gov.uk/guidance/domestic-private-rented-property-minimum-energy-efficiency-standard-landlord-guidance>).

Energy efficiency rating for this property

This property's current energy rating is C. It has the potential to be B.

[See how to improve this property's energy performance.](#)

Score	Energy rating	Current	Potential
92+	A		
81-91	B		82 B
69-80	C	80 C	
55-68	D		
39-54	E		
21-38	F		
1-20	G		

The graph shows this property's current and potential energy efficiency.

Properties are given a rating from A (most efficient) to G (least efficient).

Properties are also given a score. The higher the number the lower your fuel bills are likely to be.

The average energy rating and score for a property in England and Wales are D (60).

Breakdown of property's energy performance

This section shows the energy performance for features of this property. The assessment does not consider the condition of a feature and how well it is working.

Each feature is assessed as one of the following:

- very good (most efficient)
- good
- average
- poor
- very poor (least efficient)

When the description says 'assumed', it means that the feature could not be inspected and an assumption has been made based on the property's age and type.

Feature	Description	Rating
Wall	Granite or whinstone, with internal insulation	Very good
Window	Fully double glazed	Good
Main heating	Room heaters, electric	Very poor
Main heating control	Programmer and appliance thermostats	Good
Hot water	Electric instantaneous at point of use	Very poor

Feature	Description	Rating
Lighting	Low energy lighting in all fixed outlets	Very good
Roof	(another dwelling above)	N/A
Floor	(another dwelling below)	N/A
Secondary heating	None	N/A

Primary energy use

The primary energy use for this property per year is 183 kilowatt hours per square metre (kWh/m²).

▶ [What is primary energy use?](#)

Environmental impact of this property

One of the biggest contributors to climate change is carbon dioxide (CO₂). The energy used for heating, lighting and power in our homes produces over a quarter of the UK's CO₂ emissions.

An average household produces

6 tonnes of CO₂

This property produces

0.9 tonnes of CO₂

This property's potential production

0.9 tonnes of CO₂

By making the [recommended changes](#), you could reduce this property's CO₂ emissions by 0.0 tonnes per year. This will help to protect the environment.

Environmental impact ratings are based on assumptions about average occupancy and energy use. They may not reflect how energy is consumed by the people living at the property.

How to improve this property's energy performance

Making any of the recommended changes will improve this property's energy efficiency.

If you make all of the recommended changes, this will improve the property's energy rating and score from C (80) to B (82).

► [What is an energy rating?](#)



Recommendation 1: High heat retention storage heaters

High heat retention storage heaters

Typical installation cost

£400 - £600

Typical yearly saving

£45

Potential rating after carrying out recommendation 1

82 | B

Paying for energy improvements

[Find energy grants and ways to save energy in your home.](https://www.gov.uk/improve-energy-efficiency) (https://www.gov.uk/improve-energy-efficiency)

Estimated energy use and potential savings

Estimated yearly energy cost for this property

£337

Potential saving

£45

The estimated cost shows how much the average household would spend in this property for heating, lighting and hot water. It is not based on how energy is used by the people living at the property.

The estimated saving is based on making all of the recommendations in [how to improve this property's energy performance](#).

For advice on how to reduce your energy bills visit [Simple Energy Advice](https://www.simpleenergyadvice.org.uk/) (https://www.simpleenergyadvice.org.uk/).

Heating use in this property

Heating a property usually makes up the majority of energy costs.

Estimated energy used to heat this property

Space heating

755 kWh per year

Water heating

873 kWh per year

Potential energy savings by installing insulation

The assessor did not find any opportunities to save energy by installing insulation in this property.

You might be able to receive [Renewable Heat Incentive payments \(https://www.gov.uk/domestic-renewable-heat-incentive\)](https://www.gov.uk/domestic-renewable-heat-incentive). This will help to reduce carbon emissions by replacing your existing heating system with one that generates renewable heat. The estimated energy required for space and water heating will form the basis of the payments.

Contacting the assessor and accreditation scheme

This EPC was created by a qualified energy assessor.

If you are unhappy about your property's energy assessment or certificate, you can complain to the assessor directly.

If you are still unhappy after contacting the assessor, you should contact the assessor's accreditation scheme.

Accreditation schemes are appointed by the government to ensure that assessors are qualified to carry out EPC assessments.

Assessor contact details

Assessor's name

David Wignall

Telephone

07983084537

Email

info@daw-epc.co.uk

Accreditation scheme contact details

Accreditation scheme

Stroma Certification Ltd

Assessor ID

STRO021849

Telephone

0330 124 9660

Emailcertification@stroma.com

Assessment details**Assessor's declaration**No related party

Date of assessment22 February 2021

Date of certificate22 February 2021

Type of assessment▶ [RdSAP](#)

Other certificates for this property

If you are aware of previous certificates for this property and they are not listed here, please contact us at mhclg.digital-services@communities.gov.uk, or call our helpdesk on 020 3829 0748.

There are no related certificates for this property.

Energy performance certificate (EPC)

STUDIO 11 TY NI
19 HIGH ST
BANGOR
LL57 1NP

Energy rating

C

Valid until 21 February 2031

Certificate number

9559-0522-9000-0212-0226

Property type

Mid-floor flat

Total floor area

18 square metres

Rules on letting this property

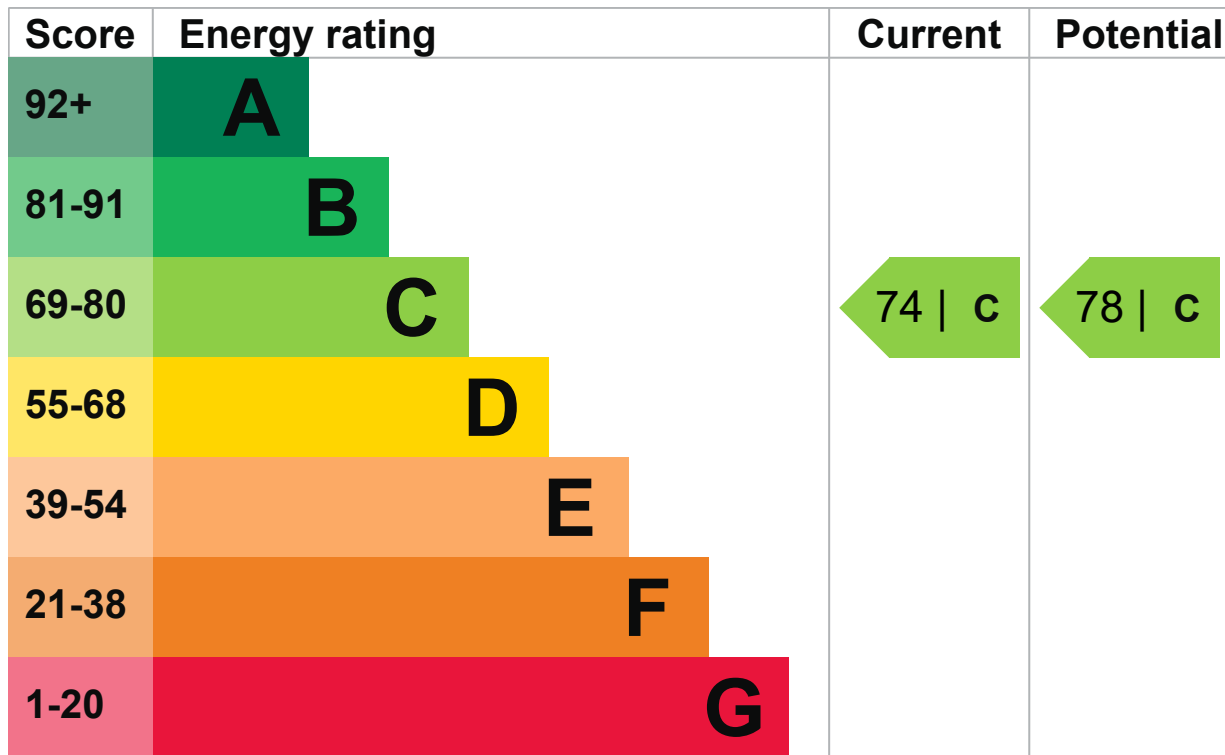
Properties can be rented if they have an energy rating from A to E.

If the property is rated F or G, it cannot be let, unless an exemption has been registered. You can read [guidance for landlords on the regulations and exemptions](https://www.gov.uk/guidance/domestic-private-rented-property-minimum-energy-efficiency-standard-landlord-guidance) (<https://www.gov.uk/guidance/domestic-private-rented-property-minimum-energy-efficiency-standard-landlord-guidance>).

Energy efficiency rating for this property

This property's current energy rating is C. It has the potential to be C.

[See how to improve this property's energy performance.](#)



The graph shows this property's current and potential energy efficiency.

Properties are given a rating from A (most efficient) to G (least efficient).

Properties are also given a score. The higher the number the lower your fuel bills are likely to be.

The average energy rating and score for a property in England and Wales are D (60).

Breakdown of property's energy performance

This section shows the energy performance for features of this property. The assessment does not consider the condition of a feature and how well it is working.

Each feature is assessed as one of the following:

- very good (most efficient)
- good
- average
- poor
- very poor (least efficient)

When the description says 'assumed', it means that the feature could not be inspected and an assumption has been made based on the property's age and type.

Feature	Description	Rating
Wall	Granite or whinstone, with internal insulation	Very good
Wall	Solid brick, with internal insulation	Good
Window	Fully double glazed	Good
Main heating	Room heaters, electric	Very poor
Main heating control	Programmer and appliance thermostats	Good

Feature	Description	Rating
Hot water	Electric instantaneous at point of use	Very poor
Lighting	Low energy lighting in all fixed outlets	Very good
Roof	(another dwelling above)	N/A
Floor	(another dwelling below)	N/A
Secondary heating	None	N/A

Primary energy use

The primary energy use for this property per year is 329 kilowatt hours per square metre (kWh/m²).

► [What is primary energy use?](#)

Environmental impact of this property

One of the biggest contributors to climate change is carbon dioxide (CO₂). The energy used for heating, lighting and power in our homes produces over a quarter of the UK's CO₂ emissions.

An average household produces

6 tonnes of CO₂

This property produces

1.0 tonnes of CO₂

This property's potential production

1.0 tonnes of CO₂

By making the [recommended changes](#), you could reduce this property's CO₂ emissions by 0.0 tonnes per year. This will help to protect the environment.

Environmental impact ratings are based on assumptions about average occupancy and energy use. They may not reflect how energy is consumed by the people living at the property.

How to improve this property's energy performance

Making any of the recommended changes will improve this property's energy efficiency.

If you make all of the recommended changes, this will improve the property's energy rating and score from C (74) to C (78).

► [What is an energy rating?](#)



Recommendation 1: High heat retention storage heaters

High heat retention storage heaters

Typical installation cost

£400 - £600

Typical yearly saving

£69

Potential rating after carrying out recommendation 1

78 | C

Paying for energy improvements

[Find energy grants and ways to save energy in your home.](https://www.gov.uk/improve-energy-efficiency) (https://www.gov.uk/improve-energy-efficiency)

Estimated energy use and potential savings

Estimated yearly energy cost for this property

£370

Potential saving

£68

The estimated cost shows how much the average household would spend in this property for heating, lighting and hot water. It is not based on how energy is used by the people living at the property.

The estimated saving is based on making all of the recommendations in [how to improve this property's energy performance](#).

For advice on how to reduce your energy bills visit [Simple Energy Advice](https://www.simpleenergyadvice.org.uk/) (https://www.simpleenergyadvice.org.uk/).

Heating use in this property

Heating a property usually makes up the majority of energy costs.

Estimated energy used to heat this property

Space heating

1028 kWh per year

Water heating

822 kWh per year

Potential energy savings by installing insulation

The assessor did not find any opportunities to save energy by installing insulation in this property.

You might be able to receive [Renewable Heat Incentive payments \(https://www.gov.uk/domestic-renewable-heat-incentive\)](https://www.gov.uk/domestic-renewable-heat-incentive). This will help to reduce carbon emissions by replacing your existing heating system with one that generates renewable heat. The estimated energy required for space and water heating will form the basis of the payments.

Contacting the assessor and accreditation scheme

This EPC was created by a qualified energy assessor.

If you are unhappy about your property's energy assessment or certificate, you can complain to the assessor directly.

If you are still unhappy after contacting the assessor, you should contact the assessor's accreditation scheme.

Accreditation schemes are appointed by the government to ensure that assessors are qualified to carry out EPC assessments.

Assessor contact details

Assessor's name

David Wignall

Telephone

07983084537

Email

info@daw-epc.co.uk

Accreditation scheme contact details

Accreditation scheme

Stroma Certification Ltd

Assessor ID

STRO021849

Telephone

0330 124 9660

Emailcertification@stroma.com

Assessment details**Assessor's declaration**No related party

Date of assessment22 February 2021

Date of certificate22 February 2021

Type of assessment▶ [RdSAP](#)

Other certificates for this property

If you are aware of previous certificates for this property and they are not listed here, please contact us at mhclg.digital-services@communities.gov.uk, or call our helpdesk on 020 3829 0748.

There are no related certificates for this property.

Energy performance certificate (EPC)

STUDIO 12 TY NI 19 HIGH ST BANGOR LL57 1NP		Energy rating D
Valid until 8 March 2031	Certificate number 9459-0522-9000-0259-0222	

Property type

Top-floor flat

Total floor area

33 square metres

Rules on letting this property

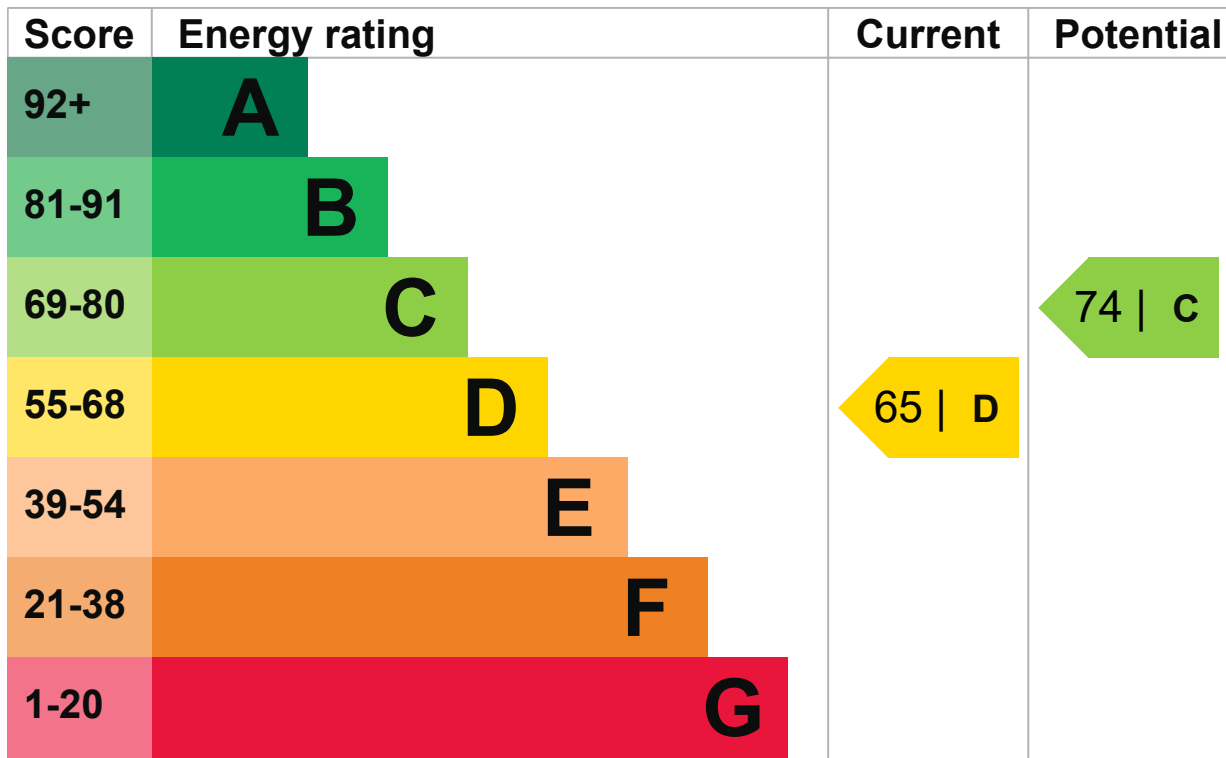
Properties can be rented if they have an energy rating from A to E.

If the property is rated F or G, it cannot be let, unless an exemption has been registered. You can read [guidance for landlords on the regulations and exemptions](https://www.gov.uk/guidance/domestic-private-rented-property-minimum-energy-efficiency-standard-landlord-guidance) (<https://www.gov.uk/guidance/domestic-private-rented-property-minimum-energy-efficiency-standard-landlord-guidance>).

Energy efficiency rating for this property

This property's current energy rating is D. It has the potential to be C.

[See how to improve this property's energy performance.](#)



The graph shows this property's current and potential energy efficiency.

Properties are given a rating from A (most efficient) to G (least efficient).

Properties are also given a score. The higher the number the lower your fuel bills are likely to be.

The average energy rating and score for a property in England and Wales are D (60).

Breakdown of property's energy performance

This section shows the energy performance for features of this property. The assessment does not consider the condition of a feature and how well it is working.

Each feature is assessed as one of the following:

- very good (most efficient)
- good
- average
- poor
- very poor (least efficient)

When the description says "assumed", it means that the feature could not be inspected and an assumption has been made based on the property's age and type.

Feature	Description	Rating
Wall	Granite or whinstone, with internal insulation	Very good
Wall	Solid brick, with internal insulation	Good
Roof	Pitched, 200 mm loft insulation	Good
Window	Fully double glazed	Good
Main heating	Room heaters, electric	Very poor

Feature	Description	Rating
Main heating control	Programmer and appliance thermostats	Good
Hot water	Electric instantaneous at point of use	Very poor
Lighting	Low energy lighting in all fixed outlets	Very good
Floor	(another dwelling below)	N/A
Secondary heating	None	N/A

Primary energy use

The primary energy use for this property per year is 304 kilowatt hours per square metre (kWh/m²).

► [What is primary energy use?](#)

Environmental impact of this property

One of the biggest contributors to climate change is carbon dioxide (CO₂). The energy used for heating, lighting and power in our homes produces over a quarter of the UK's CO₂ emissions.

An average household produces

6 tonnes of CO₂

This property produces

1.7 tonnes of CO₂

This property's potential production

1.7 tonnes of CO₂

By making the [recommended changes](#), you could reduce this property's CO₂ emissions by 0.0 tonnes per year. This will help to protect the environment.

Environmental impact ratings are based on assumptions about average occupancy and energy use. They may not reflect how energy is consumed by the people living at the property.

How to improve this property's energy performance

Making any of the recommended changes will improve this property's energy efficiency.

If you make all of the recommended changes, this will improve the property's energy rating and score from D (65) to C (74).

► [What is an energy rating?](#)



Recommendation 1: High heat retention storage heaters

High heat retention storage heaters

Typical installation cost

£400 - £600

Typical yearly saving

£168

Potential rating after carrying out recommendation 1

74 | C

Paying for energy improvements

[Find energy grants and ways to save energy in your home.](https://www.gov.uk/improve-energy-efficiency) (<https://www.gov.uk/improve-energy-efficiency>)

Estimated energy use and potential savings

Estimated yearly energy cost for this property

£619

Potential saving

£168

The estimated cost shows how much the average household would spend in this property for heating, lighting and hot water. It is not based on how energy is used by the people living at the property.

The estimated saving is based on making all of the recommendations in [how to improve this property's energy performance](#).

For advice on how to reduce your energy bills visit [Simple Energy Advice](https://www.simpleenergyadvice.org.uk/) (<https://www.simpleenergyadvice.org.uk/>).

Heating use in this property

Heating a property usually makes up the majority of energy costs.

Estimated energy used to heat this property

Space heating

2219 kWh per year

Water heating

895 kWh per year

Potential energy savings by installing insulation

The assessor did not find any opportunities to save energy by installing insulation in this property.

You might be able to receive [Renewable Heat Incentive payments \(https://www.gov.uk/domestic-renewable-heat-incentive\)](https://www.gov.uk/domestic-renewable-heat-incentive). This will help to reduce carbon emissions by replacing your existing heating system with one that generates renewable heat. The estimated energy required for space and water heating will form the basis of the payments.

Contacting the assessor and accreditation scheme

This EPC was created by a qualified energy assessor.

If you are unhappy about your property's energy assessment or certificate, you can complain to the assessor directly.

If you are still unhappy after contacting the assessor, you should contact the assessor's accreditation scheme.

Accreditation schemes are appointed by the government to ensure that assessors are qualified to carry out EPC assessments.

Assessor contact details

Assessor's name

David Wignall

Telephone

07983084537

Email

info@daw-epc.co.uk

Accreditation scheme contact details

Accreditation scheme

Stroma Certification Ltd

Assessor ID

STRO021849

Telephone

0330 124 9660

Emailcertification@stroma.com

Assessment details**Assessor's declaration**No related party

Date of assessment21 February 2021


Date of certificate9 March 2021

Type of assessment▶ [RdSAP](#)

Other certificates for this property

If you are aware of previous certificates for this property and they are not listed here, please contact us at mhclg.digital-services@communities.gov.uk, or call our helpdesk on 020 3829 0748.

There are no related certificates for this property.



Energy performance certificate (EPC)

STUDIO 13 TY NI
19 HIGH ST
BANGOR
LL57 1NP

Energy rating

D

Valid until 8 March 2031

Certificate number

2699-5000-0202-9529-5204

Property type

Top-floor flat

Total floor area

32 square metres

Rules on letting this property

Properties can be rented if they have an energy rating from A to E.

If the property is rated F or G, it cannot be let, unless an exemption has been registered. You can read [guidance for landlords on the regulations and exemptions](https://www.gov.uk/guidance/domestic-private-rented-property-minimum-energy-efficiency-standard-landlord-guidance) (<https://www.gov.uk/guidance/domestic-private-rented-property-minimum-energy-efficiency-standard-landlord-guidance>).

Energy efficiency rating for this property

This property's current energy rating is D. It has the potential to be C.

[See how to improve this property's energy performance.](#)

Score	Energy rating	Current	Potential
92+	A		
81-91	B		
69-80	C		76 c
55-68	D	68 D	
39-54	E		
21-38	F		
1-20	G		

The graph shows this property's current and potential energy efficiency.

Properties are given a rating from A (most efficient) to G (least efficient).

Properties are also given a score. The higher the number the lower your fuel bills are likely to be.

The average energy rating and score for a property in England and Wales are D (60).

Breakdown of property's energy performance

This section shows the energy performance for features of this property. The assessment does not consider the condition of a feature and how well it is working.

Each feature is assessed as one of the following:

- very good (most efficient)
- good
- average
- poor
- very poor (least efficient)

When the description says "assumed", it means that the feature could not be inspected and an assumption has been made based on the property's age and type.

Feature	Description	Rating
Wall	Granite or whinstone, with internal insulation	Very good
Wall	Timber frame, with additional insulation	Good
Roof	Pitched, 200 mm loft insulation	Good
Window	Fully double glazed	Good
Main heating	Room heaters, electric	Very poor

Feature	Description	Rating
Main heating control	Programmer and appliance thermostats	Good
Hot water	Electric instantaneous at point of use	Very poor
Lighting	Low energy lighting in all fixed outlets	Very good
Floor	(another dwelling below)	N/A
Secondary heating	None	N/A

Primary energy use

The primary energy use for this property per year is 287 kilowatt hours per square metre (kWh/m²).

► [What is primary energy use?](#)

Environmental impact of this property

One of the biggest contributors to climate change is carbon dioxide (CO₂). The energy used for heating, lighting and power in our homes produces over a quarter of the UK's CO₂ emissions.

An average household produces

6 tonnes of CO₂

This property produces

1.5 tonnes of CO₂

This property's potential production

1.6 tonnes of CO₂

By making the [recommended changes](#), you could reduce this property's CO₂ emissions by -0.1 tonnes per year. This will help to protect the environment.

Environmental impact ratings are based on assumptions about average occupancy and energy use. They may not reflect how energy is consumed by the people living at the property.

How to improve this property's energy performance

Making any of the recommended changes will improve this property's energy efficiency.

If you make all of the recommended changes, this will improve the property's energy rating and score from D (68) to C (76).

► [What is an energy rating?](#)



Recommendation 1: High heat retention storage heaters

High heat retention storage heaters

Typical installation cost

£400 - £600

Typical yearly saving

£144

Potential rating after carrying out recommendation 1

76 | C

Paying for energy improvements

[Find energy grants and ways to save energy in your home.](https://www.gov.uk/improve-energy-efficiency) (https://www.gov.uk/improve-energy-efficiency)

Estimated energy use and potential savings

Estimated yearly energy cost for this property

£563

Potential saving

£143

The estimated cost shows how much the average household would spend in this property for heating, lighting and hot water. It is not based on how energy is used by the people living at the property.

The estimated saving is based on making all of the recommendations in [how to improve this property's energy performance](#).

For advice on how to reduce your energy bills visit [Simple Energy Advice](https://www.simpleenergyadvice.org.uk/) (https://www.simpleenergyadvice.org.uk/).

Heating use in this property

Heating a property usually makes up the majority of energy costs.

Estimated energy used to heat this property

Space heating

1931 kWh per year

Water heating

886 kWh per year

Potential energy savings by installing insulation

The assessor did not find any opportunities to save energy by installing insulation in this property.

You might be able to receive [Renewable Heat Incentive payments \(https://www.gov.uk/domestic-renewable-heat-incentive\)](https://www.gov.uk/domestic-renewable-heat-incentive). This will help to reduce carbon emissions by replacing your existing heating system with one that generates renewable heat. The estimated energy required for space and water heating will form the basis of the payments.

Contacting the assessor and accreditation scheme

This EPC was created by a qualified energy assessor.

If you are unhappy about your property's energy assessment or certificate, you can complain to the assessor directly.

If you are still unhappy after contacting the assessor, you should contact the assessor's accreditation scheme.

Accreditation schemes are appointed by the government to ensure that assessors are qualified to carry out EPC assessments.

Assessor contact details

Assessor's name

David Wignall

Telephone

07983084537

Email

info@daw-epc.co.uk

Accreditation scheme contact details

Accreditation scheme

Stroma Certification Ltd

Assessor ID

STRO021849

Telephone

0330 124 9660

Emailcertification@stroma.com

Assessment details**Assessor's declaration**No related party

Date of assessment21 February 2021

Date of certificate9 March 2021

Type of assessment▶ [RdSAP](#)

Other certificates for this property

If you are aware of previous certificates for this property and they are not listed here, please contact us at mhclg.digital-services@communities.gov.uk, or call our helpdesk on 020 3829 0748.

There are no related certificates for this property.

Energy performance certificate (EPC)

STUDIO 14 TY NI 19 HIGH ST BANGOR LL57 1NP		Energy rating C
Valid until 8 March 2031	Certificate number 9000-8599-0222-9020-5293	

Property type

Top-floor flat

Total floor area

20 square metres

Rules on letting this property

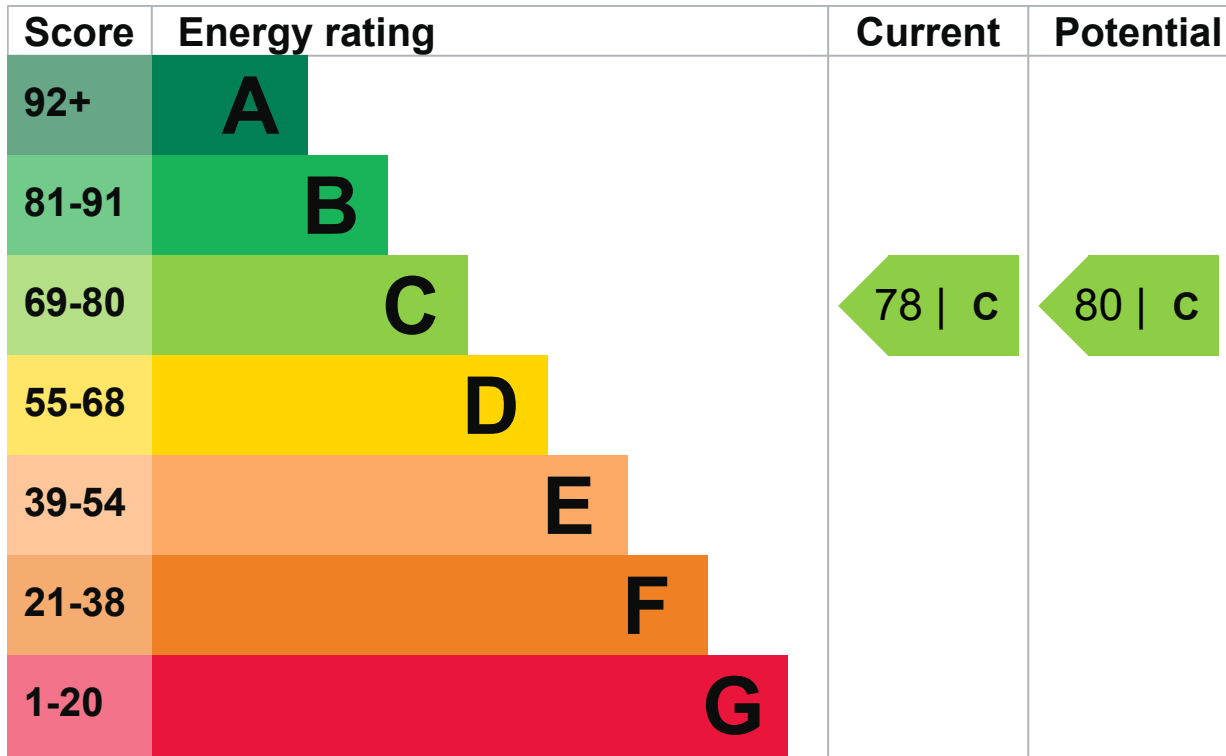
Properties can be rented if they have an energy rating from A to E.

If the property is rated F or G, it cannot be let, unless an exemption has been registered. You can read [guidance for landlords on the regulations and exemptions](https://www.gov.uk/guidance/domestic-private-rented-property-minimum-energy-efficiency-standard-landlord-guidance) (<https://www.gov.uk/guidance/domestic-private-rented-property-minimum-energy-efficiency-standard-landlord-guidance>).

Energy efficiency rating for this property

This property's current energy rating is C. It has the potential to be C.

[See how to improve this property's energy performance.](#)



The graph shows this property’s current and potential energy efficiency.

Properties are given a rating from A (most efficient) to G (least efficient).

Properties are also given a score. The higher the number the lower your fuel bills are likely to be.

The average energy rating and score for a property in England and Wales are D (60).

Breakdown of property’s energy performance

This section shows the energy performance for features of this property. The assessment does not consider the condition of a feature and how well it is working.

Each feature is assessed as one of the following:

- very good (most efficient)
- good
- average
- poor
- very poor (least efficient)

When the description says “assumed”, it means that the feature could not be inspected and an assumption has been made based on the property’s age and type.

Feature	Description	Rating
Wall	Cavity wall, as built, insulated (assumed)	Good
Wall	Timber frame, with additional insulation	Very good
Roof	Flat, insulated (assumed)	Good
Window	Fully double glazed	Good
Main heating	Room heaters, electric	Very poor

Feature	Description	Rating
Main heating control	Programmer and appliance thermostats	Good
Hot water	Electric instantaneous at point of use	Very poor
Lighting	Low energy lighting in all fixed outlets	Very good
Floor	(another dwelling below)	N/A
Secondary heating	None	N/A

Primary energy use

The primary energy use for this property per year is 262 kilowatt hours per square metre (kWh/m²).

► [What is primary energy use?](#)

Environmental impact of this property

One of the biggest contributors to climate change is carbon dioxide (CO₂). The energy used for heating, lighting and power in our homes produces over a quarter of the UK's CO₂ emissions.

An average household produces

6 tonnes of CO₂

This property produces

0.9 tonnes of CO₂

This property's potential production

0.9 tonnes of CO₂

By making the [recommended changes](#), you could reduce this property's CO₂ emissions by 0.0 tonnes per year. This will help to protect the environment.

Environmental impact ratings are based on assumptions about average occupancy and energy use. They may not reflect how energy is consumed by the people living at the property.

How to improve this property's energy performance

Making any of the recommended changes will improve this property's energy efficiency.

If you make all of the recommended changes, this will improve the property's energy rating and score from C (78) to C (80).

► [What is an energy rating?](#)



Recommendation 1: High heat retention storage heaters

High heat retention storage heaters

Typical installation cost

£400 - £600

Typical yearly saving

£47

Potential rating after carrying out recommendation 1

80 | C

Paying for energy improvements

[Find energy grants and ways to save energy in your home.](https://www.gov.uk/improve-energy-efficiency) (<https://www.gov.uk/improve-energy-efficiency>)

Estimated energy use and potential savings

Estimated yearly energy cost for this property

£327

Potential saving

£48

The estimated cost shows how much the average household would spend in this property for heating, lighting and hot water. It is not based on how energy is used by the people living at the property.

The estimated saving is based on making all of the recommendations in [how to improve this property's energy performance](#).

For advice on how to reduce your energy bills visit [Simple Energy Advice](https://www.simpleenergyadvice.org.uk/) (<https://www.simpleenergyadvice.org.uk/>).

Heating use in this property

Heating a property usually makes up the majority of energy costs.

Estimated energy used to heat this property

Space heating

770 kWh per year

Water heating

827 kWh per year

Potential energy savings by installing insulation

The assessor did not find any opportunities to save energy by installing insulation in this property.

You might be able to receive [Renewable Heat Incentive payments \(https://www.gov.uk/domestic-renewable-heat-incentive\)](https://www.gov.uk/domestic-renewable-heat-incentive). This will help to reduce carbon emissions by replacing your existing heating system with one that generates renewable heat. The estimated energy required for space and water heating will form the basis of the payments.

Contacting the assessor and accreditation scheme

This EPC was created by a qualified energy assessor.

If you are unhappy about your property's energy assessment or certificate, you can complain to the assessor directly.

If you are still unhappy after contacting the assessor, you should contact the assessor's accreditation scheme.

Accreditation schemes are appointed by the government to ensure that assessors are qualified to carry out EPC assessments.

Assessor contact details

Assessor's name

David Wignall

Telephone

07983084537

Email

info@daw-epc.co.uk

Accreditation scheme contact details

Accreditation scheme

Stroma Certification Ltd

Assessor ID

STRO021849

Telephone

0330 124 9660

Emailcertification@stroma.com

Assessment details**Assessor's declaration**No related party

Date of assessment21 February 2021

Date of certificate9 March 2021

Type of assessment▶ [RdSAP](#)

Other certificates for this property

If you are aware of previous certificates for this property and they are not listed here, please contact us at mhclg.digital-services@communities.gov.uk, or call our helpdesk on 020 3829 0748.

There are no related certificates for this property.

Energy performance certificate (EPC)

STUDIO 15 TY NI 19 HIGH ST BANGOR LL57 1NP		Energy rating C
Valid until 8 March 2031	Certificate number 9659-0522-9000-0214-0222	

Property type

Top-floor flat

Total floor area

22 square metres

Rules on letting this property

Properties can be rented if they have an energy rating from A to E.

If the property is rated F or G, it cannot be let, unless an exemption has been registered. You can read [guidance for landlords on the regulations and exemptions](https://www.gov.uk/guidance/domestic-private-rented-property-minimum-energy-efficiency-standard-landlord-guidance) (<https://www.gov.uk/guidance/domestic-private-rented-property-minimum-energy-efficiency-standard-landlord-guidance>).

Energy efficiency rating for this property

This property's current energy rating is C. It has the potential to be C.

[See how to improve this property's energy performance.](#)

Score	Energy rating	Current	Potential
92+	A		
81-91	B		
69-80	C	77 c	80 c
55-68	D		
39-54	E		
21-38	F		
1-20	G		

The graph shows this property's current and potential energy efficiency.

Properties are given a rating from A (most efficient) to G (least efficient).

Properties are also given a score. The higher the number the lower your fuel bills are likely to be.

The average energy rating and score for a property in England and Wales are D (60).

Breakdown of property's energy performance

This section shows the energy performance for features of this property. The assessment does not consider the condition of a feature and how well it is working.

Each feature is assessed as one of the following:

- very good (most efficient)
- good
- average
- poor
- very poor (least efficient)

When the description says "assumed", it means that the feature could not be inspected and an assumption has been made based on the property's age and type.

Feature	Description	Rating
Wall	Cavity wall, as built, insulated (assumed)	Good
Wall	Timber frame, with additional insulation	Very good
Roof	Flat, insulated (assumed)	Good
Window	Fully double glazed	Good
Main heating	Room heaters, electric	Very poor

Feature	Description	Rating
Main heating control	Appliance thermostats	Good
Hot water	Electric instantaneous at point of use	Very poor
Lighting	Low energy lighting in all fixed outlets	Very good
Floor	(another dwelling below)	N/A
Secondary heating	None	N/A

Primary energy use

The primary energy use for this property per year is 265 kilowatt hours per square metre (kWh/m²).

► [What is primary energy use?](#)

Environmental impact of this property

One of the biggest contributors to climate change is carbon dioxide (CO₂). The energy used for heating, lighting and power in our homes produces over a quarter of the UK's CO₂ emissions.

An average household produces

6 tonnes of CO₂

This property produces

1.0 tonnes of CO₂

This property's potential production

1.0 tonnes of CO₂

By making the [recommended changes](#), you could reduce this property's CO₂ emissions by 0.0 tonnes per year. This will help to protect the environment.

Environmental impact ratings are based on assumptions about average occupancy and energy use. They may not reflect how energy is consumed by the people living at the property.

How to improve this property's energy performance

Making any of the recommended changes will improve this property's energy efficiency.

If you make all of the recommended changes, this will improve the property's energy rating and score from C (77) to C (80).

► [What is an energy rating?](#)



Recommendation 1: High heat retention storage heaters

High heat retention storage heaters

Typical installation cost

£400 - £600

Typical yearly saving

£57

Potential rating after carrying out recommendation 1

80 | C

Paying for energy improvements

[Find energy grants and ways to save energy in your home.](https://www.gov.uk/improve-energy-efficiency) (https://www.gov.uk/improve-energy-efficiency)

Estimated energy use and potential savings

Estimated yearly energy cost for this property

£352

Potential saving

£58

The estimated cost shows how much the average household would spend in this property for heating, lighting and hot water. It is not based on how energy is used by the people living at the property.

The estimated saving is based on making all of the recommendations in [how to improve this property's energy performance](#).

For advice on how to reduce your energy bills visit [Simple Energy Advice](https://www.simpleenergyadvice.org.uk/) (https://www.simpleenergyadvice.org.uk/).

Heating use in this property

Heating a property usually makes up the majority of energy costs.

Estimated energy used to heat this property

Space heating

893 kWh per year

Water heating

831 kWh per year

Potential energy savings by installing insulation

The assessor did not find any opportunities to save energy by installing insulation in this property.

You might be able to receive [Renewable Heat Incentive payments \(https://www.gov.uk/domestic-renewable-heat-incentive\)](https://www.gov.uk/domestic-renewable-heat-incentive). This will help to reduce carbon emissions by replacing your existing heating system with one that generates renewable heat. The estimated energy required for space and water heating will form the basis of the payments.

Contacting the assessor and accreditation scheme

This EPC was created by a qualified energy assessor.

If you are unhappy about your property's energy assessment or certificate, you can complain to the assessor directly.

If you are still unhappy after contacting the assessor, you should contact the assessor's accreditation scheme.

Accreditation schemes are appointed by the government to ensure that assessors are qualified to carry out EPC assessments.

Assessor contact details

Assessor's name

David Wignall

Telephone

07983084537

Email

info@daw-epc.co.uk

Accreditation scheme contact details

Accreditation scheme

Stroma Certification Ltd

Assessor ID

STRO021849

Telephone

0330 124 9660

Emailcertification@stroma.com

Assessment details**Assessor's declaration**No related party

Date of assessment24 February 2021


Date of certificate9 March 2021

Type of assessment▶ [RdSAP](#)

Other certificates for this property

If you are aware of previous certificates for this property and they are not listed here, please contact us at mhclg.digital-services@communities.gov.uk, or call our helpdesk on 020 3829 0748.

There are no related certificates for this property.



Energy performance certificate (EPC)

STUDIO 16 TY NI 19 HIGH ST BANGOR LL57 1NP		Energy rating C
Valid until 8 March 2031	Certificate number 9659-0522-9000-0279-0226	

Property type

Top-floor flat

Total floor area

21 square metres

Rules on letting this property

Properties can be rented if they have an energy rating from A to E.

If the property is rated F or G, it cannot be let, unless an exemption has been registered. You can read [guidance for landlords on the regulations and exemptions](https://www.gov.uk/guidance/domestic-private-rented-property-minimum-energy-efficiency-standard-landlord-guidance) (<https://www.gov.uk/guidance/domestic-private-rented-property-minimum-energy-efficiency-standard-landlord-guidance>).

Energy efficiency rating for this property

This property's current energy rating is C. It has the potential to be C.

[See how to improve this property's energy performance.](#)

Score	Energy rating	Current	Potential
92+	A		
81-91	B		
69-80	C	76 c	79 c
55-68	D		
39-54	E		
21-38	F		
1-20	G		

The graph shows this property's current and potential energy efficiency.

Properties are given a rating from A (most efficient) to G (least efficient).

Properties are also given a score. The higher the number the lower your fuel bills are likely to be.

The average energy rating and score for a property in England and Wales are D (60).

Breakdown of property's energy performance

This section shows the energy performance for features of this property. The assessment does not consider the condition of a feature and how well it is working.

Each feature is assessed as one of the following:

- very good (most efficient)
- good
- average
- poor
- very poor (least efficient)

When the description says "assumed", it means that the feature could not be inspected and an assumption has been made based on the property's age and type.

Feature	Description	Rating
Wall	Cavity wall, as built, insulated (assumed)	Good
Roof	Flat, insulated (assumed)	Good
Window	Fully double glazed	Good
Main heating	Room heaters, electric	Very poor
Main heating control	Programmer and appliance thermostats	Good

Feature	Description	Rating
Hot water	Electric instantaneous at point of use	Very poor
Lighting	Low energy lighting in all fixed outlets	Very good
Floor	(another dwelling below)	N/A
Secondary heating	None	N/A

Primary energy use

The primary energy use for this property per year is 285 kilowatt hours per square metre (kWh/m²).

▶ [What is primary energy use?](#)

Environmental impact of this property

One of the biggest contributors to climate change is carbon dioxide (CO₂). The energy used for heating, lighting and power in our homes produces over a quarter of the UK's CO₂ emissions.

An average household produces

6 tonnes of CO₂

This property produces

1.0 tonnes of CO₂

This property's potential production

1.0 tonnes of CO₂

By making the [recommended changes](#), you could reduce this property's CO₂ emissions by 0.0 tonnes per year. This will help to protect the environment.

Environmental impact ratings are based on assumptions about average occupancy and energy use. They may not reflect how energy is consumed by the people living at the property.

How to improve this property's energy performance

Making any of the recommended changes will improve this property's energy efficiency.

If you make all of the recommended changes, this will improve the property's energy rating and score from C (76) to C (79).

► [What is an energy rating?](#)



Recommendation 1: High heat retention storage heaters

High heat retention storage heaters

Typical installation cost

£400 - £600

Typical yearly saving

£66

Potential rating after carrying out recommendation 1

79 | C

Paying for energy improvements

[Find energy grants and ways to save energy in your home.](https://www.gov.uk/improve-energy-efficiency) (<https://www.gov.uk/improve-energy-efficiency>)

Estimated energy use and potential savings

Estimated yearly energy cost for this property

£370

Potential saving

£65

The estimated cost shows how much the average household would spend in this property for heating, lighting and hot water. It is not based on how energy is used by the people living at the property.

The estimated saving is based on making all of the recommendations in [how to improve this property's energy performance](#).

For advice on how to reduce your energy bills visit [Simple Energy Advice](https://www.simpleenergyadvice.org.uk/) (<https://www.simpleenergyadvice.org.uk/>).

Heating use in this property

Heating a property usually makes up the majority of energy costs.

Estimated energy used to heat this property

Space heating

997 kWh per year

Water heating

830 kWh per year

Potential energy savings by installing insulation

The assessor did not find any opportunities to save energy by installing insulation in this property.

You might be able to receive [Renewable Heat Incentive payments \(https://www.gov.uk/domestic-renewable-heat-incentive\)](https://www.gov.uk/domestic-renewable-heat-incentive). This will help to reduce carbon emissions by replacing your existing heating system with one that generates renewable heat. The estimated energy required for space and water heating will form the basis of the payments.

Contacting the assessor and accreditation scheme

This EPC was created by a qualified energy assessor.

If you are unhappy about your property's energy assessment or certificate, you can complain to the assessor directly.

If you are still unhappy after contacting the assessor, you should contact the assessor's accreditation scheme.

Accreditation schemes are appointed by the government to ensure that assessors are qualified to carry out EPC assessments.

Assessor contact details

Assessor's name

David Wignall

Telephone

07983084537

Email

info@daw-epc.co.uk

Accreditation scheme contact details

Accreditation scheme

Stroma Certification Ltd

Assessor ID

STRO021849

Telephone

0330 124 9660

Emailcertification@stroma.com

Assessment details**Assessor's declaration**No related party

Date of assessment21 February 2021

Date of certificate9 March 2021

Type of assessment▶ [RdSAP](#)

Other certificates for this property

If you are aware of previous certificates for this property and they are not listed here, please contact us at mhclg.digital-services@communities.gov.uk, or call our helpdesk on 020 3829 0748.

There are no related certificates for this property.

Energy performance certificate (EPC)

STUDIO 17 TY NI 19 HIGH ST BANGOR LL57 1NP		Energy rating C
Valid until 8 March 2031	Certificate number 9559-0522-9000-0249-0222	

Property type

Top-floor flat

Total floor area

30 square metres

Rules on letting this property

Properties can be rented if they have an energy rating from A to E.

If the property is rated F or G, it cannot be let, unless an exemption has been registered. You can read [guidance for landlords on the regulations and exemptions](https://www.gov.uk/guidance/domestic-private-rented-property-minimum-energy-efficiency-standard-landlord-guidance) (<https://www.gov.uk/guidance/domestic-private-rented-property-minimum-energy-efficiency-standard-landlord-guidance>).

Energy efficiency rating for this property

This property's current energy rating is C. It has the potential to be C.

[See how to improve this property's energy performance.](#)

Score	Energy rating	Current	Potential
92+	A		
81-91	B		
69-80	C	75 c	80 c
55-68	D		
39-54	E		
21-38	F		
1-20	G		

The graph shows this property's current and potential energy efficiency.

Properties are given a rating from A (most efficient) to G (least efficient).

Properties are also given a score. The higher the number the lower your fuel bills are likely to be.

The average energy rating and score for a property in England and Wales are D (60).

Breakdown of property's energy performance

This section shows the energy performance for features of this property. The assessment does not consider the condition of a feature and how well it is working.

Each feature is assessed as one of the following:

- very good (most efficient)
- good
- average
- poor
- very poor (least efficient)

When the description says "assumed", it means that the feature could not be inspected and an assumption has been made based on the property's age and type.

Feature	Description	Rating
Wall	Granite or whinstone, with internal insulation	Very good
Roof	Pitched, 200 mm loft insulation	Good
Window	Fully double glazed	Good
Main heating	Room heaters, electric	Very poor
Main heating control	Programmer and appliance thermostats	Good

Feature	Description	Rating
Hot water	Electric instantaneous at point of use	Very poor
Lighting	Low energy lighting in all fixed outlets	Very good
Floor	(another dwelling below)	N/A
Secondary heating	None	N/A

Primary energy use

The primary energy use for this property per year is 226 kilowatt hours per square metre (kWh/m²).

▶ [What is primary energy use?](#)

Environmental impact of this property

One of the biggest contributors to climate change is carbon dioxide (CO₂). The energy used for heating, lighting and power in our homes produces over a quarter of the UK's CO₂ emissions.

An average household produces

6 tonnes of CO₂

This property produces

1.2 tonnes of CO₂

This property's potential production

1.2 tonnes of CO₂

By making the [recommended changes](#), you could reduce this property's CO₂ emissions by 0.0 tonnes per year. This will help to protect the environment.

Environmental impact ratings are based on assumptions about average occupancy and energy use. They may not reflect how energy is consumed by the people living at the property.

How to improve this property's energy performance

Making any of the recommended changes will improve this property's energy efficiency.

If you make all of the recommended changes, this will improve the property's energy rating and score from C (75) to C (80).

► [What is an energy rating?](#)



Recommendation 1: High heat retention storage heaters

High heat retention storage heaters

Typical installation cost

£400 - £600

Typical yearly saving

£82

Potential rating after carrying out recommendation 1

80 | C

Paying for energy improvements

[Find energy grants and ways to save energy in your home.](https://www.gov.uk/improve-energy-efficiency) (https://www.gov.uk/improve-energy-efficiency)

Estimated energy use and potential savings

Estimated yearly energy cost for this property

£419

Potential saving

£81

The estimated cost shows how much the average household would spend in this property for heating, lighting and hot water. It is not based on how energy is used by the people living at the property.

The estimated saving is based on making all of the recommendations in [how to improve this property's energy performance](#).

For advice on how to reduce your energy bills visit [Simple Energy Advice](https://www.simpleenergyadvice.org.uk/) (https://www.simpleenergyadvice.org.uk/).

Heating use in this property

Heating a property usually makes up the majority of energy costs.

Estimated energy used to heat this property

Space heating

1193 kWh per year

Water heating

875 kWh per year

Potential energy savings by installing insulation

The assessor did not find any opportunities to save energy by installing insulation in this property.

You might be able to receive [Renewable Heat Incentive payments \(https://www.gov.uk/domestic-renewable-heat-incentive\)](https://www.gov.uk/domestic-renewable-heat-incentive). This will help to reduce carbon emissions by replacing your existing heating system with one that generates renewable heat. The estimated energy required for space and water heating will form the basis of the payments.

Contacting the assessor and accreditation scheme

This EPC was created by a qualified energy assessor.

If you are unhappy about your property's energy assessment or certificate, you can complain to the assessor directly.

If you are still unhappy after contacting the assessor, you should contact the assessor's accreditation scheme.

Accreditation schemes are appointed by the government to ensure that assessors are qualified to carry out EPC assessments.

Assessor contact details

Assessor's name

David Wignall

Telephone

07983084537

Email

info@daw-epc.co.uk

Accreditation scheme contact details

Accreditation scheme

Stroma Certification Ltd

Assessor ID

STRO021849

Telephone

0330 124 9660

Emailcertification@stroma.com

Assessment details**Assessor's declaration**No related party

Date of assessment21 February 2021


Date of certificate9 March 2021

Type of assessment▶ [RdSAP](#)

Other certificates for this property

If you are aware of previous certificates for this property and they are not listed here, please contact us at mhclg.digital-services@communities.gov.uk, or call our helpdesk on 020 3829 0748.

There are no related certificates for this property.



Energy performance certificate (EPC)

STUDIO 18 TY NI 19 HIGH ST BANGOR LL57 1NP		Energy rating C
Valid until 8 March 2031	Certificate number 9359-0522-9000-0239-0226	

Property type

Top-floor flat

Total floor area

20 square metres

Rules on letting this property

Properties can be rented if they have an energy rating from A to E.

If the property is rated F or G, it cannot be let, unless an exemption has been registered. You can read [guidance for landlords on the regulations and exemptions](https://www.gov.uk/guidance/domestic-private-rented-property-minimum-energy-efficiency-standard-landlord-guidance) (<https://www.gov.uk/guidance/domestic-private-rented-property-minimum-energy-efficiency-standard-landlord-guidance>).

Energy efficiency rating for this property

This property's current energy rating is C. It has the potential to be C.

[See how to improve this property's energy performance.](#)

Score	Energy rating	Current	Potential
92+	A		
81-91	B		
69-80	C	69 c	76 c
55-68	D		
39-54	E		
21-38	F		
1-20	G		

The graph shows this property's current and potential energy efficiency.

Properties are given a rating from A (most efficient) to G (least efficient).

Properties are also given a score. The higher the number the lower your fuel bills are likely to be.

The average energy rating and score for a property in England and Wales are D (60).

Breakdown of property's energy performance

This section shows the energy performance for features of this property. The assessment does not consider the condition of a feature and how well it is working.

Each feature is assessed as one of the following:

- very good (most efficient)
- good
- average
- poor
- very poor (least efficient)

When the description says "assumed", it means that the feature could not be inspected and an assumption has been made based on the property's age and type.

Feature	Description	Rating
Wall	Granite or whinstone, with internal insulation	Very good
Wall	Solid brick, with internal insulation	Good
Roof	Pitched, 200 mm loft insulation	Good
Window	Fully double glazed	Good
Main heating	Room heaters, electric	Very poor

Feature	Description	Rating
Main heating control	Programmer and appliance thermostats	Good
Hot water	Electric instantaneous at point of use	Very poor
Lighting	Low energy lighting in all fixed outlets	Very good
Floor	(another dwelling below)	N/A
Secondary heating	None	N/A

Primary energy use

The primary energy use for this property per year is 363 kilowatt hours per square metre (kWh/m²).

► [What is primary energy use?](#)

Environmental impact of this property

One of the biggest contributors to climate change is carbon dioxide (CO₂). The energy used for heating, lighting and power in our homes produces over a quarter of the UK's CO₂ emissions.

An average household produces

6 tonnes of CO₂

This property produces

1.3 tonnes of CO₂

This property's potential production

1.3 tonnes of CO₂

By making the [recommended changes](#), you could reduce this property's CO₂ emissions by 0.0 tonnes per year. This will help to protect the environment.

Environmental impact ratings are based on assumptions about average occupancy and energy use. They may not reflect how energy is consumed by the people living at the property.

How to improve this property's energy performance

Making any of the recommended changes will improve this property's energy efficiency.

If you make all of the recommended changes, this will improve the property's energy rating and score from C (69) to C (76).

► [What is an energy rating?](#)



Recommendation 1: High heat retention storage heaters

High heat retention storage heaters

Typical installation cost

£400 - £600

Typical yearly saving

£105

Potential rating after carrying out recommendation 1

76 | C

Paying for energy improvements

[Find energy grants and ways to save energy in your home.](https://www.gov.uk/improve-energy-efficiency) (<https://www.gov.uk/improve-energy-efficiency>)

Estimated energy use and potential savings

Estimated yearly energy cost for this property

£455

Potential saving

£105

The estimated cost shows how much the average household would spend in this property for heating, lighting and hot water. It is not based on how energy is used by the people living at the property.

The estimated saving is based on making all of the recommendations in [how to improve this property's energy performance](#).

For advice on how to reduce your energy bills visit [Simple Energy Advice](https://www.simpleenergyadvice.org.uk/) (<https://www.simpleenergyadvice.org.uk/>).

Heating use in this property

Heating a property usually makes up the majority of energy costs.

Estimated energy used to heat this property

Space heating

1462 kWh per year

Water heating

827 kWh per year

Potential energy savings by installing insulation

The assessor did not find any opportunities to save energy by installing insulation in this property.

You might be able to receive [Renewable Heat Incentive payments \(https://www.gov.uk/domestic-renewable-heat-incentive\)](https://www.gov.uk/domestic-renewable-heat-incentive). This will help to reduce carbon emissions by replacing your existing heating system with one that generates renewable heat. The estimated energy required for space and water heating will form the basis of the payments.

Contacting the assessor and accreditation scheme

This EPC was created by a qualified energy assessor.

If you are unhappy about your property's energy assessment or certificate, you can complain to the assessor directly.

If you are still unhappy after contacting the assessor, you should contact the assessor's accreditation scheme.

Accreditation schemes are appointed by the government to ensure that assessors are qualified to carry out EPC assessments.

Assessor contact details

Assessor's name

David Wignall

Telephone

07983084537

Email

info@daw-epc.co.uk

Accreditation scheme contact details

Accreditation scheme

Stroma Certification Ltd

Assessor ID

STRO021849

Telephone

0330 124 9660

Emailcertification@stroma.com

Assessment details**Assessor's declaration**No related party

Date of assessment21 February 2021

Date of certificate9 March 2021

Type of assessment▶ [RdSAP](#)

Other certificates for this property

If you are aware of previous certificates for this property and they are not listed here, please contact us at mhclg.digital-services@communities.gov.uk, or call our helpdesk on 020 3829 0748.

There are no related certificates for this property.